

1 CLEATS AND CHOOKS



THE SUGARLOAF CABLE CAR

The Sugarloaf cable car in Rio de Janeiro, Brazil, one of the world's best known attractions, has received over 37 million visitors since its opening in 1912.

The ride is divided into two stages, each lasting 3 minutes. The first stage goes from Praia Vermelha (Red Beach) to Morro da Urca (Urca Hill), at an altitude of 721 feet. The second stage goes from Morro da Urca to Sugarloaf Mountain, at an altitude of 1732 feet. Cable car speed varies from 10-15 mph. Each car has a capacity for 65 passengers.

Designed by Brazilian engineer Augusto Ferreira Ramos, one of the founders of Companhia Caminho Aéreo Pão de Açúcar, the cable car system was completely renewed in 1972. The most recent change of cables took place in 2002, and the electronic operation system was renewed in May 2009.

New cable cars with an upgraded ventilation system and tinted, anti-glare glass were installed in 2008 for the ride between Praia Vermelha and Urca. In the second phase of the renovations, the Morro da Urca-Sugarloaf stretch got four new cars, imported from Switzerland for about 3 million euros.

The Sugarloaf cable car system is considered one of the safest in the world.



Clamcleat®
Rope cleats

NEW CK CLEAT

Performance cleating for Control Lines

- Keeper allows rope to run free when uncleated.
- Cage allows rope to be cleated up to 70°.
- Positive click when rope is cleated.
- 27mm (1 1/16") hole centres, easy to retrofit.

Cleat from
an angle.



CL830 CKAN

3-6mm Ø
(1/8"-1/4")



SEA-DOG/CLEAT REFERENCE SHEET

Products	Sea-Dog parts #			Products	Sea-Dog parts #			Products	Sea-Dog parts #		
	Bulk	Display	Page		Bulk	Display	Page		Bulk	Display	Page
CL201 Vertical	002010	002010-1	10	CL239 Major with Spring Gate	002390	002390-1	11	CL704AN Hard Anodized	007045	007045-1	5
CL202 Horizontal	002020	002020-1	10	CL240 Racing Major with Spring Gate	002400	002400-1	11	CL708 Rivet-on Fitting for 6:1 Ratio	007080	007080-1	8
CL203 Junior	002030	002030-1	5	CL241 Racing Sail Line Cleat	002410	002410-1	3&9	CL710 Twin Insert Cleat	007100	-	9
CL203W/S1 White Junior with Roller Fairlead	002030WF	-	3	CL241AN Hard Anodised (Port)	002415	002415-1	3&9	CL712 Small Insert Cleat	007120	-	9
CL203W/S2 White Junior with Roller	002030WR	-	3	CL243/L Nylon Insert Cleat with Fairlead	002430	-	9	CL715 Insert Cleat	007150	-	9
CL204 Mini	002040	002040-1	2	CL244 Aluminum Boom Cleat	-	002440-1	8	CL716 Mini Insert Cleat	007160	-	9
CL205 Major	002050	002050-1	11	CL244/L Aluminum Insert Cleat with Fairlead	002440	-	9	CL719 Trucker Hitch Cleat	007190	-	11
CL206 Lateral (Starboard)	002060	002060-1	10	CL247 Compact Twin Sheave Cleat	002470	002470-1	8	CL802 Tapered Pad for CL204	008020	-	2
CL207 Lateral (Port)	002070	002070-1	10	CL248 Cleat with Hook and 3 Sheaves	002480	002480-1	8	CL222 and CL222AN	-	-	-
CL209 Midi	002090	002090-1	10	CL249 Tug Cleat	002490	002490-1	8	CL803 Tapered Pad for CL209	008030	-	10
CL211Mk1 Racing Junior Mk1 & CL211Mk1AN Hard Anodised	002111	002111-1	5	CL250 The Gap Closer	002500	002500-1	8	CL254 and CL254AN	-	-	-
CL211Mk2 Racing Junior Mk2 & CL211Mk2AN Hard Anodized	002112	002112-1	4	CL253 Trapeze and Vang Cleat	002530	002530-1	3&6&8	CL804 Tapered Pad for CL219	008040	-	10
CL211Mk2S2 Racing Junior Mk2 with Becket	002116	002116-1	4&8	CL253AN Hard Anodised	002535	002535-1	3&6&8	CL219AN, CL237 and CL238	-	-	-
CL211Mk2AN/S2 Hard Anodized	002118	002118-1	4	CL254 Racing Midi	002540	002540-1	10	CL805 Tapered Pad for CL205	008050	-	11
CL212 Leech Line Cleat	002120	002120-1	9	CL254AN Hard Anodised	002545	002545-1	10	CL220, CL239 and CL240	-	-	-
CL212A Shield for CL212	002125	-	9	CL255 Omega Cleat	002550	002550-1	3	CL806 Jiffy Tie	008060	-	6
CL212BP Backplate for CL212	002120BP	-	9	CL255AN Hard Anodised	002555	002555-1	3	CL814 Keeper Accessory for CL203, CL211 Mk1, CL217 Mk1,	-	-	-
CL212BP-B Black Backplate for CL241AN, CL258AN, CL259AN and CL273AN	002120BBP	-	9	CL257 Auto-Release Racing Mini	002570	002570-1	2	CL218 Mk1, CL236, etc	008140	008140-1	5
CL213 Fine Line (Starboard)	002130	002130-1	2	CL258 Racing Fine Line	002580	002580-1	2&9	CL815 Keeper Accessory for CL211 Mk2, CL211 Mk2/S2, etc	008150	008150-1	4
CL214W Fine Line (Port)	002143	-	2&9	CL258AN Hard Anodised (Starboard)	002585	002585-1	2&9	CL816 Cage for CL203, CL211 Mk1, CL236, etc	008160	008160-1	5
CL215 Side-fixing Midi Side Entry Mk1 (Starboard)	002150	002150-1	10	CL259 Racing Fine Line	002590	002590-1	2&9	CL817 Cage for CL211 Mk2, etc	008170	008170-1	4
CL217Mk1 and	002171	002171-1	5	CL259AN Hard Anodised (Port)	002595	002595-1	2&9	CL818 Tapered Pad for CL203, CL211 Mk1,	008180	008180-1	5
CL217Mk1AN Hard Anodized Side Entry Mk2 (Starboard)	002175	002175-1	5	CL260 Line-Lok®	002600	002600-1	6	CL819 Tapered Pad for CL211 Mk2, CL217 Mk2,	-	-	-
CL217Mk2 and	002172	002172-1	5	CL260W Line-Lok® (White)	002603	002603-1	6	CL218 Mk2 & CL211 Mk2/S2	008190	008190-1	4
CL217Mk2AN Hard Anodized Side Entry Mk1 (Starboard)	002176	002176-1	5	CL261 Power Grip 1	002610	002610-1	8	CL823 Tapered Pad for all Micros Cleats	008230	008230-1	2&4
CL218Mk1 and	002181	002181-1	5	CL262 Power Grip 2	002620	002620-1	8	CL825CKC Twin Training Cleats	008250	008250-1	4
CL218Mk1AN Hard Anodized Side Entry Mk2 (Port)	002185	002185-1	5	CL263 Micros	002630	002630-1	4	CL825CKCAN	008255	008255-1	4
CL218Mk2 and	002182	002182-1	5	CL263W Micros (White)	002633	002633-1	4	CL826 Aero base	-	-	-
CL218Mk2AN Hard Anodized Racing Vertical	002186	002186-1	5	CL264 Cobra Cleat	002640	002640-1	6&8	+CL211 Mk2 Racing Junior	008261	008261-1	7
CL219	002190	002190-1	10	CL264AN Hard Anodised	002645	002645-1	6&8	+CL211 Mk2AN Hard Anodized	008265	008265-1	7
CL219VB	002190NC	-	10	CL265 Bar Cleat	002650	002650-1	8	+CL272 Mk2 Junior	008263	008263-1	7
CL219AN Hard Anodized	002195	002195-1	10	and CL265AN Hard Anodised	002655	002655-1	8	CL827 Aero base	-	-	-
Racing Major	002200	002200-1	11	CL266 Mini Line-Lok®	002660	002660-1	6	+CL203 Mk1 Junior	008277	-	7
CL220	002200	002200-1	11	CL266W Mini Line-Lok® (White)	002663	002663-1	6	+CL211 Mk1 Racing Junior	008271	-	7
CL220VB	002200NC	-	11	CL267 Racing Sail Edge Cleat	002670	-	9	+CL211 Mk1AN Hard Anodized	008272	008272-1	7
CL221 Dinghy Leech Line Cleat	002210	-	9	CL268 Racing Micros with Fairlead and	002680	002680-1	4	+CL217 Mk1 Racing Junior Side entry (Starboard)	008273	-	7
Racing Mini	002220	-	2	CL268AN Hard Anodised	002685	002685-1	4	+CL217 Mk1AN Hard Anodized Side entry (Starboard)	008274	-	7
CL222 and	002220	002220-1	2	CL269 Sail Edge Cleat	002690	-	9	+CL218 Mk1 Racing Junior Side entry (Port)	008275	-	7
CL222AN Hard Anodized	002225	002225-1	2	CL270 Racing Micros with Becket	002700	002700-1	4	+CL218 Mk1AN Hard Anodized Side entry (Port)	008276	-	7
CL223 Loop Cleat	002230	002230-1	6	CL270AN Hard Anodised	002705	002705-1	4	+CL236 Mk1 Racing Junior with Roller Fairlead	008278	-	7
CL223W White Loop Cleat	002230W	327223-1	6	CL271 Large Line-Lok®	002710	002710-1	6	+CL236 Mk1AN Hard Anodized with Roller Fairlead	008279	-	7
CL2245 Stainless Steel Fairlead for CL205, CL220, CL239 and CL240	002245	002245-1	11	CL271W Large Line-Lok® (White)	002713	002713-1	6	CL828 Aero base	-	-	-
CL228 Vertical with Integral Fairlead	002280	002280-1	10	CL272Mk2 Junior	002720	002720-1	4	+CL263 Micros	008287	-	7
CL230 Racing Junior Mk1 with Roller and	002300	002300-1	3&6	CL272W Mk2 Junior (White)	002723	002723-1	4	+CL268 Racing Micros	008281	008281-1	7
CL230AN Hard Anodized	002305	002305-1	3&6	CL273 Racing Sail Line Cleat	002730	002730-1	3&9	+CL268AN Hard Anodized	008282	008282-1	7
CL231 Midi with Integral Fairlead	002310	002310-1	10	CL273AN Hard Anodised	002735	-	3&9	+CL270 Racing Micros with Becket	008288	-	7
CL232 Cub Cleat and	002320	002320-1	3	CL274 Micros	002740	002740-1	2	+CL270AN Hard Anodized with Becket	008289	-	7
CL232W White Cub Cleat	002320W	-	3	CL274W Micros (White)	002743	002743-1	2	+CL277 Racing Micros Side entry (Starboard)	008283	-	7
CL233 Sail Line Cleat	002330	-	9	CL275 Racing Micros	002750	002750-1	2	+CL277AN Hard Anodized Side entry (Starboard)	008284	-	7
CL233BP Backplate for CL233	002330BP	-	9	CL275AN Hard Anodised	002755	002755-1	2	CL830CKC Side mount Mk2	008300	008300-1	4
CL234 Fender / Large Loop Cleat	002340	002340-1	6	CL276 Medium Line-Lok®	002760	002760-1	6	CL830CKCAN Side mount Mk2	008305	008305-1	4
CL234W Fender / Large White Loop Cleat	002340W	327234-1	6	CL276W Medium Line-Lok® (White)	002763	002763-1	6	CL832CKC In-line Mk2	008320	008320-1	4
CL236 Roller Fairlead Racing Junior Mk1 and	002360	002360-1	3	CL277 Racing Micros Side Entry with Becket (Starboard)	002770	002770-1	4	CL832CKCAN In-line Mk2	008325	008325-1	4
CL236AN Hard Anodized	002365	002365-1	3	CL278 Racing Micros Side Entry with Becket	002780	002780-1	4	CL833CKC In-line Mk1	008330	008330-1	5
CL237 Vertical with Spring Gate	002370	002370-1	11	CL278AN Hard Anodised (Port)	002785	002785-1	4	CL833CKCAN In-line Mk1	008335	008335-1	5
CL238 Racing Vertical with Spring Gate	002380	002380-1	11	CL5001 Q-Lok	005000	005000-1	3	CL834 Handle for CL253 Trapeze Cleat	008340	008340-1	3&6
				CL702 Aluminium Boom Cleat	007020	007020-1	5	PT230SSE Eye for CL230 and CL253	002309	002309-1	3
				CL702AN Hard Anodized	007025	007025-1	5				
				CL704 Racing Junior Mk1 with Becket	007040	007040-1	5				



The Clamcleat® principle

A deceptively simple ridged 'V' groove holds ropes firmly, yet is devoid of any moving parts to break or seize. It allows the immediate release of the rope by a short upward and backward pull.

Complementary ranges to satisfy all needs.

Marine grade nylon cleats offer very good value for money, for both production builder and sailor alike. They are ideal for most applications where high loads or rope surges are not likely to be encountered. Nylon cleats are corrosion resistant and will last for many years outdoors.

Aluminum cleats are available in our standard **silver** or the **hard anodized** finish. They are unaffected by the heat generated by a rope surging back through a cleat as well as being suitable for sub-zero temperatures.

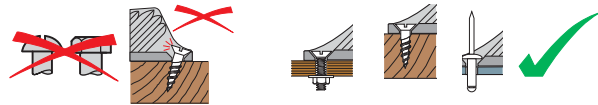
Hard anodizing has a high-tech and fashionable appearance as well as offering superior resistance to sea water corrosion. Our research into cleat materials over the years has shown aluminum to be far better for high performance cleats than any polymer, irrespective of any fiber reinforcement or additive. These factors make aluminum cleats the best choice for demanding applications.

Standard colors are shown in the photographs but special colors are available to order. For example, white 002040 are supplied for window blinds.

Numbers beginning with 00 are Sea-Dog part numbers and should be used when ordering. Numbers beginning with CL are Clamcleat numbers given for reference and marked on the bottom of the cleat. See Numerical Index at the end of Chapter 10.


Most cleats are provided with countersunk fixing holes. Flathead screws or bolts of the recommended size should be used; bolts being preferred. If using rivets with a powered fixing gun, make sure the pressure is not set too high. Fastenings must be entered straight so that the heads do not protrude to snag the rope. Several of the cleats have been designed with a groove in the base enabling them to be fitted to both flat and curved surfaces.

Clamcleat® rope cleats are not suitable for metal ropes.



The AN suffix indicates a superior Hard Anodised finish.

Sea-Dog Part #		mm Ø inch Ø	mm inch			mm Ø inch Ø	mm Ø Gauge	Gms Ozs	Standard pack
Bulk	Display		A	B	C				
Micros & Mini Cleats									
Mini									
		3 - 6	52	36	17	M4	4.2	9	10
		1/8-1/4	2 1/16	1 7/16	5/8	#8	No8	0.3	
Racing Mini									
		3 - 6	48	36	15	M4	4.2	16	10
		1/8-1/4	1 7/8	1 7/16	5/8	#8	No8	0.6	
Micros									
		1 - 4	33	24	13	M3	3.0	3	10
		3/64-5/32	1 5/16	1 5/16	1/2	#4	No4	0.1	
Racing Micros									
		1 - 4	33	24	13	M3	3.0	7	10
		3/64-5/32	1 5/16	1 5/16	1/2	#4	No4	0.25	
Tapered Pad for CL204 & CL222									
			57	-	21	M4	4.2	4	10
			2 1/4	-	1 3/16	#8	No8	0.1	
Tapered Pad for CL274 & CL275									
			47	-	19	M3	3.0	4	10
			1 13/16	-	3/4	#4	No4	0.15	

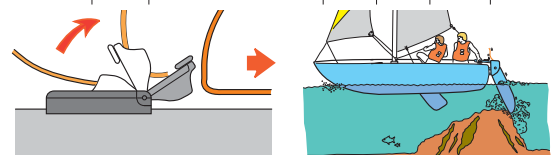


Sea-Dog Part #		mm Ø inch Ø	mm inch			mm Ø inch Ø	mm Ø Gauge	Gms Ozs	Standard pack
Bulk	Display		A	B	C				
Fine Line Cleats									
Fine Line (Starboard)									
		2 - 5	70	49	21	M4	4.2	9	10
		1/16-3/16	2 3/4	1 15/16	1 3/16	#8	No8	0.3	
Fine Line (Port)									
		2 - 5	70	49	21	M4	4.2	9	10
		1/16-3/16	2 3/4	1 15/16	1 3/16	#8	No8	0.3	
Racing Fine Line (Starboard)									
		3 - 6	70	49	21	M4	4.2	19	10
		1/8-1/4	2 3/4	1 15/16	1 3/16	#8	No8	0.7	
Racing Fine Line (Port)									
		3 - 6	70	49	21	M4	4.2	19	10
		1/8-1/4	2 3/4	1 15/16	1 3/16	#8	No8	0.7	



Sea-Dog Part #		mm Ø inch Ø	mm inch			mm Ø inch Ø	mm Ø Gauge	Gms Ozs	Standard pack
Bulk	Display		A	B	C				
Auto-Release Cleat									
Auto-Release Racing Mini									
		4 - 6	68	36	24	M4	4.2	31	10
		3/16-1/4	2 5/8	1 3/32	7/8	#8	No8	1.1	

The cleat flips up to release the rope when a set load is exceeded. The CL257 is easily re-set or adjusted for different release loads, even out on the water.

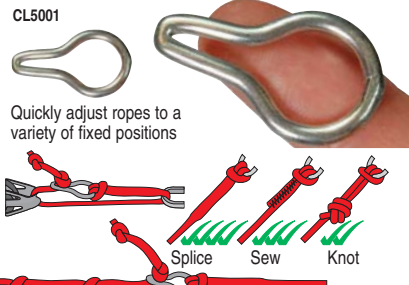


Roller Cleats	Sea-Dog Part #		mm Ø inch Ø	A B C			mm inch	mm Ø inch Ø	mm Ø Gauge	Gms Ozs	Standard pack
	Bulk	Display		A	B	C					
Roller Fairlead White Junior CL203W/S1 (Nylon)	002030W	-	3 - 6 1/8-1/4	82 3 1/4	66 2 5/8	18 11/16	M4 #8	4.2 No8	17 0.6	n/a	
White Junior with Roller CL203W/S2 (Nylon)	002030WR	-	3 - 6 1/8-1/4	82 3 1/4	66 2 5/8	18 11/16	M4 #8	4.2 No8	17 0.6	n/a	
Racing Junior Mk1 with Roller CL230 CL230AN (Aluminum)	002300 002305	002300-1 002305-1	3 - 6 1/8-1/4	82 3 1/4	66 2 5/8	18 11/16	M5 #10	4.8 No10	35 1.2	10	
Roller Fairlead Mk1 Racing Junior CL236 CL236AN (Aluminum)	002360 002365	002360-1 002365-1	3 - 6 1/8-1/4	82 3 1/4	66 2 5/8	18 11/16	M5 #10	4.8 No10	40 1.4	10	
Trapeze and Vang Cleat CL253 CL253AN (Aluminum)	002530 002535	002530-1 002535-1	4 - 8 5/32-5/16	89 3 1/2	70 2 3/4	18 11/16	- -	- -	46 1.6	10	
Handle for CL253 Trapeze Cleat CL834 (Polypropylene)	008340	008340-1	-	-	-	50 1 31/32	-	-	6.5 0.23	10	
Eye for CL230 & CL253 PT230SSE (Stainless steel)	002307	002307-1	-	-	6 1/4	12 1/2	-	-	3.3 0.12	10	

The CL253/CL253AN are designed for trapeze adjustment and vang tensioning.

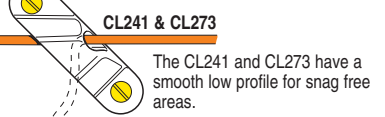
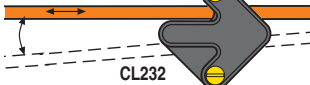


The CL230/CL230AN are ideal for through-deck or mast applications.

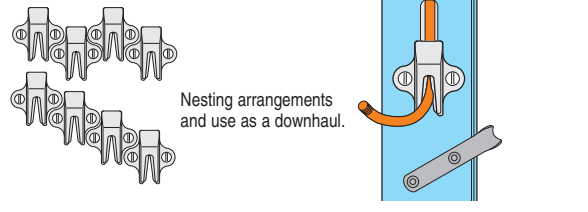
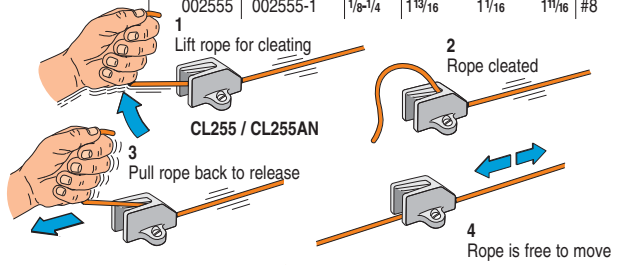


Q-Lok	Sea-Dog Part #		mm Ø inch Ø	A B C			mm inch	mm Ø inch Ø	mm Ø Gauge	Gms Ozs	Standard pack
	Bulk	Display		A	B	C					
Q-Lok CL5001 (Stainless steel)	005000	005000-1	3 - 4 1/8-3/32	33 1 1/8	-	20 3/4	-	-	5 0.2	10	

Cub & Sail Line Cleats	Sea-Dog Part #		mm Ø inch Ø	A B C			mm inch	mm Ø inch Ø	mm Ø Gauge	Gms Ozs	Standard pack
	Bulk	Display		A	B	C					
Cub Cleat CL232	002320	002320-1	3 - 6 1/8-1/4	35 1 3/8	35 1 3/8	36 1 7/16	M4 #8	4.2 No8	13 0.5	10	
Racing Sail Line Cleat (Port) CL241 + PR CL241AN (Aluminum)	002410 002415	002410-1 002415-1	3 - 6 1/8-1/4	70 2 3/4	49 1 15/16	21 1 3/16	M4 #8	4.2 No8	16 0.6	10	
Racing Sail Line Cleat (Starboard) CL273 CL273AN (Aluminum)	002730 002735	002730-1 002735-1	3 - 6 1/8-1/4	70 2 3/4	49 1 15/16	21 1 3/16	M4 #8	4.2 No8	16 0.6	10	



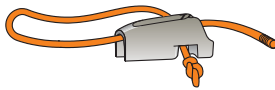
Omega Cleat	Sea-Dog Part #		mm Ø inch Ø	A B C			mm inch	mm Ø inch Ø	mm Ø Gauge	Gms Ozs	Standard pack
	Bulk	Display		A	B	C					
Omega Cleat CL255 CL255AN (Aluminum)	002550 002555	002550-1 002555-1	3 - 6 1/8-1/4	46 1 13/16	27 1 1/16	43 1 11/16	M4 #8	4.2 No8	28 1.0	10	





Cleats with integral fairleads for ropes to 5/32"

Sea-Dog Part #	mm Ø inch Ø		mm inch			mm Ø inch Ø	mm Ø Gauge	Gms Ozs	Standard pack		
	Bulk	Display	A	B	C						
Micros											
CL263	002630	002630-1	1 - 4	44	24	13	M3	3.0	4.8	10	
CL263W (Nylon)	002633	002633-1	3/64-5/32	1 3/4	15/16	1/2	#4	No4	0.2		
Racing Micros											
CL268	002680	002680-1	1 - 4	44	24	13	M3	3.0	13	10	
CL268AN (Aluminum)	002685	002685-1	3/64-5/32	1 3/4	15/16	1/2	#4	No4	0.5		
Racing Micros with Becket											
CL270	002700	002700-1	1 - 4	44	24	13	M3	3.0	14	10	
CL270AN (Aluminum)	002705	002705-1	3/64-5/32	1 3/4	15/16	1/2	#4	No4	0.5		
Racing Micros Side entry (Starboard)											
with Becket CL277	002770	002770-1	1 - 4	44	24	14	M3	3.0	12	10	
CL277AN (Aluminum)	002775	002775-1	3/64-5/32	1 3/4	15/16	9/16	#4	No4	0.4		
Racing Micros Side entry (Port)											
with Becket CL278	002780	002780-1	1 - 4	44	24	14	M3	3.0	12	10	
CL278AN (Aluminum)	002785	002785-1	3/64-5/32	1 3/4	15/16	9/16	#4	No4	0.4		
Tapered Pad for all Micros cleats											
CL823 (Polypropylene)	008230	008230-1	-	47	-	19	-	-	4	0.15	10



Rigging for CL270, CL270AN, CL277, CL277AN, CL278 and CL278AN.

Riveting the CL211 Mk2 or CL263. Rivet gun spacers are available free of charge. Special long mandrel alloy rivets are also available for CL211 Mk2.



The AN suffix indicates an extra superior Hard Anodized finish.


Cleats with integral fairleads for ropes to 1/4"

Sea-Dog Part #	mm Ø inch Ø		mm inch			mm Ø inch Ø	mm Ø Gauge	Gms Ozs	Standard pack	
	Bulk	Display	A	B	C					
Racing Junior Mk2										
CL211Mk2	002112	002112-1	3 - 6	55	27	17	M4	4.2	23	10
CL211Mk2 AN (Aluminum)	002116	002116-1	1/8-1/4	2 1/8	1 1/16	5/8	#8	No8	0.8	
Racing Junior Mk2 with Becket										
CL211Mk2/S2	002117	002117-1	3 - 6	55	27	17	M4	4.2	23	10
CL211Mk2AN/S2 (Aluminum)	002118	002118-1	1/8-1/4	2 1/8	1 1/16	5/8	#8	No8	0.8	
Mk2 Nylon Junior										
CL272	002720	002720-1	3 - 6	55	27	17	M4	4.2	10	0.35
CL272W	002723	002723-1	1/8-1/4	2 1/8	1 1/16	5/8	#8	No8	0.35	

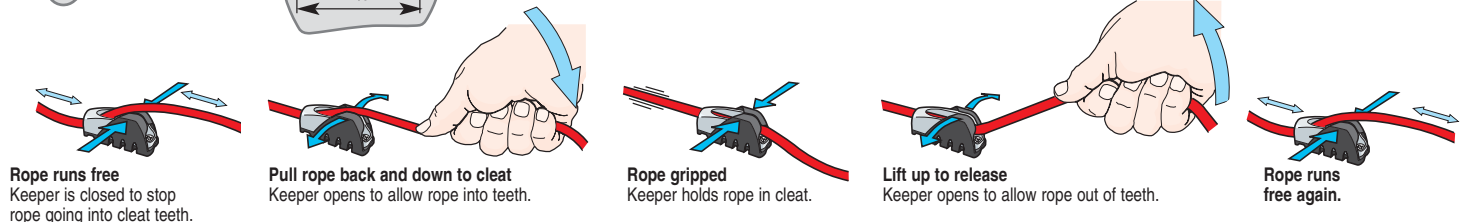
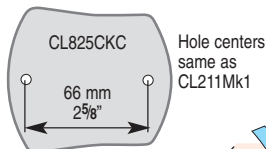
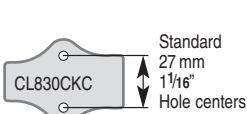


CKC Cleats & Accessories CL815, CL817 & CL819

Sea-Dog Part #	mm Ø inch Ø		mm Ø inch Ø	mm Ø Gauge	Gms Ozs	Standard pack		
	Bulk	Display						
Keeper for 002112, 002116 & 002117								
CL815 (Acetal)	008150	008150-1	4	M4	4.2	9	0.3	10
Cage for 002112 & 002116								
requires CL815	008170	008170-1	-	-	-	23	0.8	10
CL817 (Nylon & Stainless steel)								
Tapered Pad for 002112, 002116, 002117, 002172 & 002182								
CL819 (Polypropylene)	008190	008190-1	4	M4	4.2	8	0.3	10
CKC Cleat CL211Mk2 X 2								
CL825CKC	008250	008250-1	5	M5	4.8	150		
CL825CKCAN	008255	008255-1	3/16	#10	No10	5.3		10
CKC Cleat CL211Mk2								
CL830CKC	008300	008300-1	4	M4	4.2	58		
CL830CKCAN	008305	008305-1	5/32	#8	No8	2.0		10
CKC Cleat CL211Mk2								
CL832CKC	008320	008320-1	4	M4	4.2	51		
CL832CKCAN	008325	008325-1	5/32	#8	No8	1.8		10

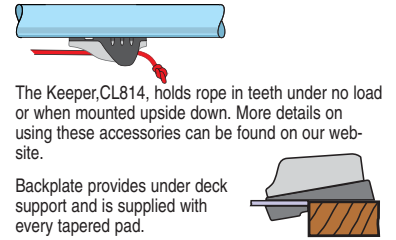
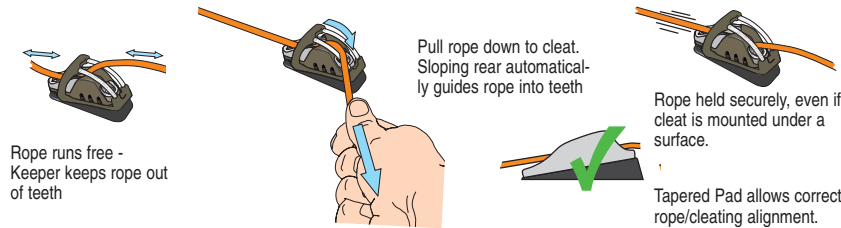


Cages CL816 and CL817 with wear resistant stainless steel allow easy cleating at extreme angles.



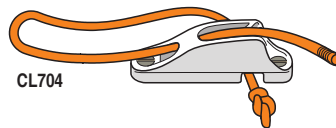
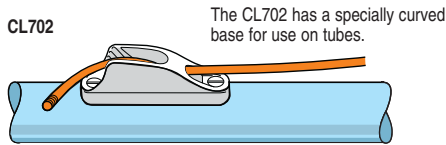
Accessories
CL814, CL816 & CL818

	Sea-Dog Part #		mm Ø inch Ø	mm Ø inch Ø	mm Ø Gauge	Gms Ozs	Standard pack
	Bulk	Display					
Keeper for 002030, 002111, 002115, 002171, 002181, 002360 & 002365 CL814 (Acetal)	008140	008140-1	4.8 3/16	M5 #10	4.8 No10	11 0.4	10
Cage for 002030, 002111, 002115, 002360 & 002365 requires CL814 CL816 (Nylon & Stainless steel)	008160	008160-1	-	-	-	30 1.1	10
Tapered Pad for 002030, 002111, 002115, 002171, 002181, 002360, 002365, 007040 & 007045 CL818 (Polypropylene)	008180	008180-1	4.8 3/16	M5 #10	4.8 No10	14 0.5	10
CK Cleat CL211Mk1+CL814+CL816 CL833CKC CL833CKCAN	008330 008335	008330-1 008335-1	4.8 3/16	M5 #10	4.8 No10	76 2.7	10




Cleats with integral fairleads for ropes to 1/4"

	Sea-Dog Part #		mm Ø inch Ø	A B C			mm Ø inch Ø	mm Ø Gauge	Gms Ozs	Standard pack
	Bulk	Display								
Junior CL203 (Nylon)	002030	002030-1	3 - 6 1/8-1/4	82 3 1/4	66 2 5/8	18 1 1/16	M4 #8	4.2 No8	17 0.6	10
Racing Junior Mk1 CL211Mk1 CL211Mk1AN (Aluminum)	002111 002115	002111-1 002115-1	3 - 6 1/8-1/4	82 3 1/4	66 2 5/8	18 1 1/16	M5 #10	4.8 No10	34 1.2	10
Boom Cleat CL702 CL702AN (Aluminum)	007020 007025	007020-1 007025-1	3 - 6 1/8-1/4	82 3 1/4	66 2 5/8	18 1 1/16	M5 #10	4.8 No10	36 1.3	10
Racing Junior with Becket CL704 CL704AN (Aluminum)	007040 007045	007040-1 007045-1	3 - 6 1/8-1/4	82 3 1/4	66 2 5/8	18 1 1/16	M5 #10	4.8 No10	34 1.2	10



Side entry Cleats Mk1 for ropes to 1/4"

	Sea-Dog Part #		mm Ø inch Ø	A B C			mm Ø inch Ø	mm Ø Gauge	Gms Ozs	Standard pack
	Bulk	Display								
Side entry (Starboard) CL217Mk1 CL217Mk1AN (Aluminum)	002171 002175	002171-1 002175-1	3 - 6 1/8-1/4	82 3 1/4	66 2 5/8	18 1 1/16	M5 #10	4.8 No10	30 1.1	10
Side entry (Port) CL218Mk1 CL218Mk1AN (Aluminum)	002181 002185	002181-1 002185-1	3 - 6 1/8-1/4	82 3 1/4	66 2 5/8	18 1 1/16	M5 #10	4.8 No10	30 1.1	10



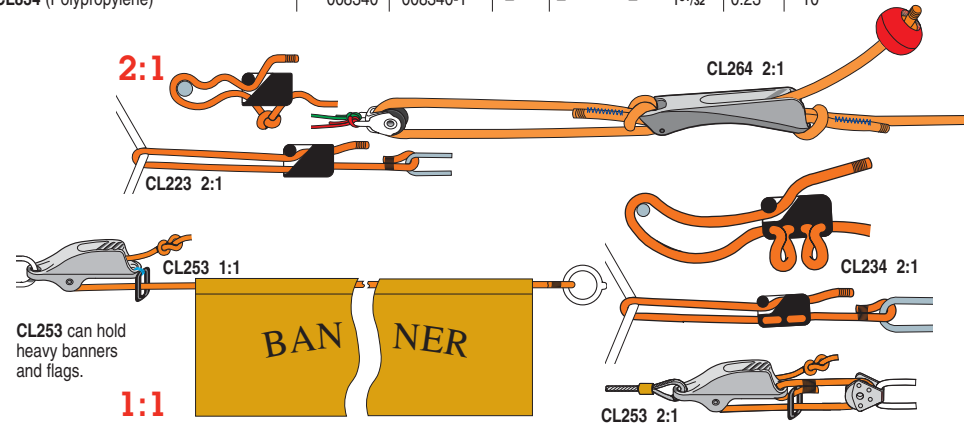
Side entry Cleats Mk2 for ropes to 1/4"

	Sea-Dog Part #		mm Ø inch Ø	A B C			mm Ø inch Ø	mm Ø Gauge	Gms Ozs	Standard pack
	Bulk	Display								
Side entry (Starboard) CL217Mk2 CL217Mk2AN (Aluminum)	002172 002176	002172-1 002176-1	3 - 6 1/8-1/4	55 2 1/8	27 1 1/16	17 1 1/16	M4 #8	4.2 No8	24 0.8	10
Side entry (Port) CL218Mk2 CL218Mk2AN (Aluminum)	002182 002186	002182-1 002186-1	3 - 6 1/8-1/4	55 2 1/8	27 1 1/16	17 1 1/16	M4 #8	4.2 No8	24 0.8	10

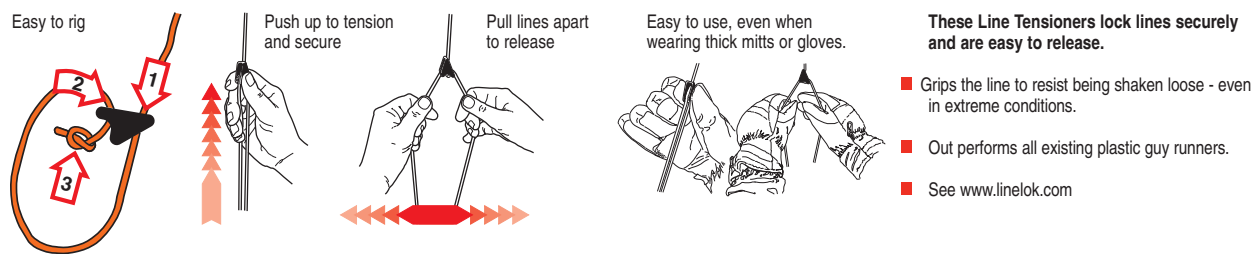




Cleats for Rigging on a Rope	Sea-Dog Part #		mm Ø inch Ø	mm inch			Gms Ozs	Standard pack
	Bulk	Display		A	B	C		
Loop Cleat CL223	002230	002230-1	3 - 6	52	-	18	18	
CL223W (Nylon)	002230W	327223-1	1/8-1/4	2 1/16	-	1 1/16	0.7	10
Racing Junior Mk1 with Roller CL230	002300	002300-1	3 - 6	82	66	18	35	
CL230AN (Aluminum)	002305	002305-1	1/8-1/4	3 1/4	2 5/8	1 1/16	1.2	10
Fender/Large Loop Cleat CL234	002340	002340-1	6 - 11	78	-	24	45	
CL234W (Nylon)	002340W	327234-1	1/4-7/16	3 1/16	-	1 5/16	1.6	10
Trapeze and Vang Cleat CL253	002530	002530-1	4 - 8	89	70	18	46	
CL253AN (Aluminum)	002535	002535-1	5/32-5/16	3 1/2	2 3/4	1 1/16	1.6	10
Cobra Cleat CL264	002640	002640-1	4 - 6	120	-	23	47	
CL264AN (Aluminum)	002645	002645-1	3/16-1/4	4 29/32	-	29/32	1.7	1
Jiffy Tie CL806 (Polypropylene)	008060	-	4	42	-	21	4	n/a
			3/16	1 3/4	-	7/8	0.1	
Handle for CL253 Trapeze Cleat CL834 (Polypropylene)	008340	008340-1	-	-	-	50	6.5	10
						1 31/32	0.23	



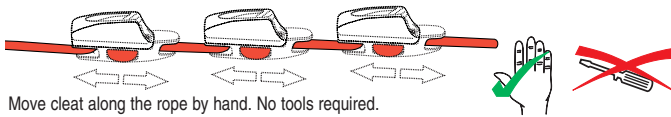
Line-Lok® Cleats for Rigging on a Rope	Sea-Dog Part #		mm Ø inch Ø	mm inch			Gms Ozs	Standard pack
	Bulk	Display		A	B	C		
Line-Lok® CL260	002600	002600-1	2 - 5	31	-	10	2.2	
CL260W (Nylon)	002603	002603-1	1/16-3/16	1 1/4	-	3/8	0.08	10
Mini Line-Lok® CL266	002660	002660-1	1 - 3	21.3	-	7	0.74	
CL266W (Nylon)	002663	002663-1	3/64-1/8	27/32	-	5/32	0.03	10
Large Line-Lok® CL271	002710	002710-1	4 - 8	67	-	23	28	
CL271W (Nylon)	002713	002713-1	5/32-5/16	2 5/8	-	7/8	0.98	10
Medium Line-Lok® CL276	002760	002760-1	3 - 6	47	-	17	9.6	
CL276W (Nylon)	002763	002763-1	1/8-1/4	1 7/8	-	1 1/16	0.34	10



Aero Cleats CL826	Sea-Dog Part #		mm Ø inch Ø	mm inch			Gms Ozs	Standard pack
	Bulk	Display		A	B	C		
Aero base + CL211Mk2 Racing Junior CL826-11 (Nylon & Aluminum)	008261	008261-1	4 - 6 3/16-1/4	73 27/8	-	16 5/8	35 1.2	10
Aero base + CL211Mk2AN Hard Anodized Racing Junior CL826-11AN (Nylon & Aluminum)	008265	008265-1	4 - 6 3/16-1/4	73 27/8	-	16 5/8	35 1.2	10
Aero base + CL272Mk2 Nylon Junior CL826-72 (Nylon)	008263	008263-1	4 - 6 3/16-1/4	73 27/8	-	16 5/8	23 0.8	10




Aero Cleats CL827	Sea-Dog Part #		mm Ø inch Ø	mm inch			Gms Ozs	Standard pack
	Bulk	Display		A	B	C		
Aero base + CL203 Nylon Junior CL827-03 (Nylon)	008277	-	4 - 6 3/16-1/4	112 43/8	-	19 3/4	43 1.5	10
Aero base + CL211Mk1 Racing Junior CL827-11 (Nylon & Aluminum)	008271	-	4 - 6 3/16-1/4	112 43/8	-	19 3/4	62 2.2	10
Aero base + CL211Mk1 Hard Anodized Racing Junior CL827-11AN (Nylon & Aluminum)	008272	008272-1	4 - 6 3/16-1/4	112 43/8	-	19 3/4	62 2.2	10
Aero base + CL217Mk1 Side entry Racing Junior (Starboard) CL827-17 (Nylon & Aluminum)	008273	-	4 - 6 3/16-1/4	112 43/8	-	19 3/4	59 2.1	10
Aero base + CL217 Mk1 Hard Anodized Side entry Racing Junior (Starboard) CL827-17AN (Nylon & Aluminum)	008274	-	4 - 6 3/16-1/4	112 43/8	-	19 3/4	59 2.1	10
Aero base + CL218Mk1 Side entry Racing Junior (Port) CL827-18 (Nylon & Aluminum)	008275	-	4 - 6 3/16-1/4	112 43/8	-	19 3/4	59 2.1	10
Aero base + CL218 Mk1 Hard Anodized Side entry Racing Junior (Port) CL827-18AN (Nylon & Aluminum)	008276	-	4 - 6 3/16-1/4	112 43/8	-	19 3/4	59 2.1	10
Aero base + CL236 Roller Fairlead Racing Junior CL827-36 (Nylon & Aluminum)	008278	-	4 - 6 3/16-1/4	112 43/8	-	19 3/4	69 2.4	10
Aero base + CL236 Hard Anodized Roller Fairlead Racing Junior CL827-36AN (Nylon & Aluminum)	008279	-	4 - 6 3/16-1/4	112 43/8	-	19 3/4	69 2.4	10



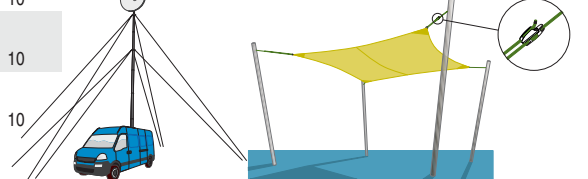
Side entry fairlead aids quick rigging and unrigging.



Aero Cleats CL828	Sea-Dog Part #		mm Ø inch Ø	mm inch			Gms Ozs	Standard pack
	Bulk	Display		A	B	C		
Aero base + CL263 Nylon Micros CL828-63 (Nylon)	008287	-	3 - 4 1/8-5/32	60 23/8	-	13 1/2	15 0.5	10
Aero base + CL268 Racing Micros CL828-68 (Nylon & Aluminum)	008281	008281-1	3 - 4 1/8-5/32	60 23/8	-	13 1/2	21 0.75	10
Aero base + CL268 Hard Anodized Racing Micros CL828-68AN (Nylon & Aluminum)	008282	008282-1	3 - 4 1/8-5/32	60 23/8	-	13 1/2	21 0.75	10
Aero base + CL270 Racing Micros with Becket CL828-70 (Nylon & Aluminum)	008288	-	3 - 4 1/8-5/32	60 23/8	-	13 1/2	24 0.85	10
Aero base + CL270 Hard Anodized Racing Micros with Becket CL828-70AN (Nylon & Aluminum)	008289	-	3 - 4 1/8-5/32	60 23/8	-	13 1/2	24 0.85	10
Aero base + CL277 Side entry Racing Micros (Starboard) CL828-77 (Nylon & Aluminum)	008283	-	3 - 4 1/8-5/32	60 23/8	-	13 1/2	23 0.8	10
Aero base + CL77 Hard Anodized Side entry Racing Micros (Starboard) CL828-77AN (Nylon & Aluminum)	008284	-	3 - 4 1/8-5/32	60 23/8	-	13 1/2	23 0.8	10



CL828-77 can be rigged 2:1 or 4:1.



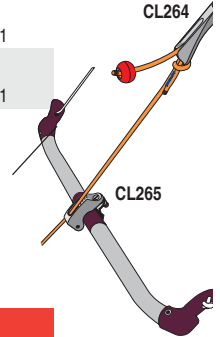


Kitesurfing Cleats		Sea-Dog Part #		mm Ø inch Ø	mm inch			Gms Ozs	Standard pack
Bulk	Display	A	B		C				
Racing Junior Mk2									
	CL211mk2AN (Aluminum)	002116	002116-1	3 - 6 1/8-1/4	55 2 1/8	27 1 1/16	17 5/8	23 0.8	1
Trapeze and Vang Cleat									
	CL253 (Aluminum)	002530	002530-1	4 - 8 5/32-9/16	89 3 1/2	70 2 3/4	18 11/16	46 1.6	1
Cobra Cleat									
	CL264 (Aluminum)	002640	002640-1	4 - 6	120	-	23	47	1
	CL264AN (Aluminum)	002645	002645-1	3/16 - 1/4	4 23/32	-	2 29/32	1.7	
Bar Cleat									
	CL265 (Aluminum + S/Steel)	002650	002650-1	4 - 8	63	-	18	60	1
	CL265AN (Aluminum + S/Steel)	002655	002655-1	5/32 - 5/16	2 1/2	-	11/16	2.1	

The AN suffix indicates an extra superior Hard Anodized finish.

The ultimate kite surfing rig for complete control, uses the CL265 Bar cleat and the in-line CL264 Cobra cleat.

Bar diameter 1" - 1 3/16" Ø (25 - 31 mm)



The CL249 is used for tensioning traditional African drums.

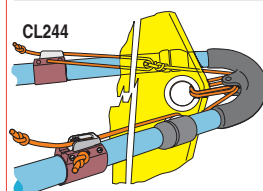
Power Grip Cleats		Sea-Dog Part #		mm Ø inch Ø	mm inch			Gms Ozs	Standard pack
Bulk	Display	A	B		C				
Tug Cleat									
	CL249 (Aluminum)	002490	002490-1	3 - 6 1/8-1/4	95 3 3/4	-	17 11/16	52 1.9	10
Power Grip 1									
	CL261 (Aluminum)	002610	002610-1	3 - 6 1/8-1/4	95 3 3/4	-	17 11/16	52 1.9	10
Power Grip 2									
	CL262 (Aluminum)	002620	002620-1	3 - 6 1/8-1/4	189 7 7/16	-	17 11/16	70 2.5	10

The CL261 Power Grip 1 for single handed use, allows you to pull twice the load.

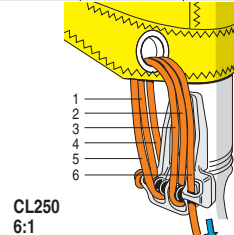
Use the CL262 Power Grip 2 where even more pulling power and control is required. It is light, strong and easy to carry in your pocket.



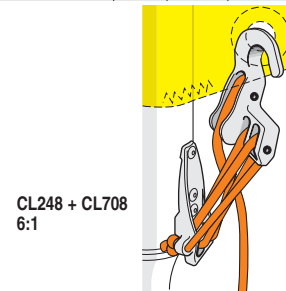
Windsurfing Cleats		Sea-Dog Part #		mm Ø inch Ø	mm inch			mm Ø inch Ø	Gms Ozs	Standard pack
Bulk	Display	A	B		C					
Compact Twin Sheave Cleat										
	CL247 (Aluminum)	002470	002470-1	3 - 6 1/8-1/4	53 2 1/16	31 1 1/4	40 1 9/16	M5 #10	40 1.4	5
Cleat with Hook and 3 Sheaves										
	CL248 (Aluminum)	002480	002480-1	3 - 5 1/8-3/16	69 2 3/4	-	40 1 9/16	-	52 1.8	5
The Gap Closer										
	CL250 (Aluminum)	002500	002500-1	3 - 5 1/8-3/16	84 3 1/4	11+29 9/16+1 1/8	48 1 1/2	M5 #10	43 1.6	5
Trapeze and Vang Cleat										
	CL253 (Aluminum)	002530	002530-1	4 - 8 5/32-9/16	89 3 1/2	70 2 3/4	18 11/16	-	46 1.6	5
Rivet-on Fitting for 6:1 Ratio										
	CL708 (Aluminum)	007080	007080-1	3 - 5 1/8-3/16	84 3 1/4	11+29 9/16+1 1/8	36 1 1/2	M5 #10	32 1.1	5
Boom Cleat and Clamp										
	CL244 (Aluminum + Nylon)	-	002440-1	3 - 6 1/8-1/4	58 2 1/4	-	-	-	32 1.1	5



Adjustable Outhaul

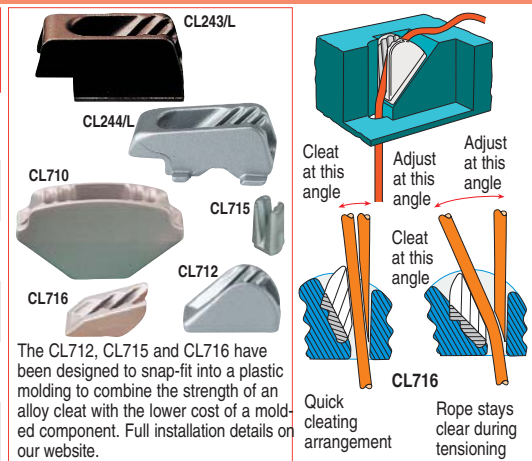


CL250 6:1



CL248 + CL708 6:1

Insert Cleats	Sea-Dog Part #		mm Ø inch Ø	mm			mm inch	Gms Ozs	Standard pack
	Bulk	Display		A	B	C			
Nylon Insert Cleat with Fairlead CL243/L	002435	-	3 - 6 1/8-1/4	42 1 11/16	-	22 7/8	10 0.4	n/a	
Aluminum Insert Cleat with Fairlead CL244/L	002445	-	3 - 5 1/8-3/16	42 1 11/16	-	22 7/8	18 0.6	n/a	
Twin Insert Cleat CL710 (Aluminum)	007100	-	3 - 6 1/8-1/4	48 1 7/8	-	13 1/2	18 0.6	n/a	
Small Insert Cleat CL712 (Aluminum)	007120	-	3 - 5 1/8-3/16	28 1 1/8	-	11 7/16	7 0.2	n/a	
Insert Cleat CL715 (Aluminum)	007150	-	3 - 5 1/8-3/16	9 3/8	-	12 7/16	3 0.1	n/a	
Very Small Insert Cleat CL716 (Aluminum)	007160	-	3 - 4 1/8-5/32	24 1 5/16	-	11 7/16	4 0.11	n/a	



Sail Cleats	Sea-Dog Part #		mm Ø inch Ø	mm			mm inch	mm Ø inch Ø	Gms Ozs	Standard pack
	Bulk	Display		A	B	C				
Leech Line Cleat CL212 (Nylon)	002120	002120-1	2 - 5 1/16-3/16	70 2 3/4	49 1 15/16	21 13/16	4 5/32	9 0.3	10	
Shield for CL212 CL212A (Nylon)	002125	-	-	71 2 3/4	49 1 15/16	29 1 1/8	4 5/32	4 0.1	10	
Backplate for CL212 CL212BP (Nylon)	002120P	-	-	70 2 3/4	49 1 15/16	21 13/16	-	2 0.08	10	
Backplate Black for CL241AN, CL258AN, CL259AN & CL273AN CL212BP- B (Nylon)	002120BP	-	-	70 2 3/4	49 1 15/16	21 13/16	-	2 0.08	10	
Fine Line Cleat (Starboard) CL214W (Nylon)	002143	-	2 - 5 1/16-3/16	70 2 3/4	49 1 15/16	21 13/16	4 5/32	9 0.3	10	
Dinghy Leech Line Cleat CL221 (Nylon)	002210	-	0 - 3 0-1/8	43 1 3/4	33 1 3/16	17 1 1/16	3 1/8	4 0.1	10	
Sail Line Cleat CL233 (Nylon)	002330	-	2 - 6 1/16-1/4	57 2 1/4	-	34 1 3/8	-	8 0.3	10	
Backplate CL233BP (Nylon) for CL233	002330BP	-	-	57 2 1/4	-	34 1 3/8	-	2 0.08	10	
Racing Sail Line Cleat (Starboard) CL241+ PR	002410	-	3 - 6 1/8-1/4	70 2 3/4	49 1 15/16	21 13/16	4 5/32	16 0.6	10	
Racing Fine Line (Starboard) CL258	002580	-	3 - 6 1/8-1/4	70 2 3/4	49 1 15/16	21 13/16	4 5/32	19 0.7	10	
Racing Fine Line (Port) CL259	002590	-	3 - 6 1/8-1/4	70 2 3/4	49 1 15/16	21 13/16	4 5/32	19 0.7	10	
Sail Edge Cleat CL267 (Nylon + Aluminum)	002670	002670-1	2 - 4 1/16-5/32	50 2	-	37 1 7/16	4 5/32	12 0.42	10	
Sail Edge Cleat CL269 (Nylon)	002690	002690-1	2 - 4 1/16-5/32	50 2	-	37 1 7/16	4 5/32	10 0.35	10	
Racing Sail Line Cleat (Port) CL273	002730	002730-1	3 - 6 1/8-1/4	70 2 3/4	49 1 15/16	21 13/16	4 5/32	16 0.6	10	
CL273AN (Aluminum)	002735	002735-1	3 - 6 1/8-1/4	70 2 3/4	49 1 15/16	21 13/16	4 5/32	16 0.6	10	



Alternative position for CL212 (or CL258) also CL214W, CL259.

CL221
The CL221 is supplied complete.

CL233

CL267 & CL269
The CL267 is an alloy cleat inside a wrap-round nylon moulding. The CL269 is all nylon.

Most cleats can be sewn or rivetted.

CL212
CL221
CL233
CL241
CL258

CL214W
CL259
CL273

Most cleats are available with or without back-plates and rivets.

The CL212A shield prevents the CL212 and CL258 snagging in shrouds or other parts of the rigging.

CL212/CL212A

CL241 & CL273 These also have alternative uses on rigid surfaces.



Cleats for ropes to 5/32"		Sea-Dog Part #		mm Ø inch Ø	mm inch			mm Ø inch Ø	mm Ø Gauge	Gms Ozs	Standard pack
Bulk	Display	A	B		C						
Midi CL209 (Nylon)	002090	002090-1	4 - 8 5/32-5/16	73 27/8	55 21/8	19 3/4	M5 #10	4.8 No10	20 0.7	10	
Side-fixing Midi CL215 (Nylon)	002150	002150-1	4 - 8 5/32-5/16	38 1 1/2	27 1 1/8	43 1 11/16	M5 #10	4.8 No10	14 0.5	10	
Midi with integral Fairlead CL231 (Nylon)	002310	002310-1	4 - 8 5/32-5/16	88 37/16	55 21/8	22 7/8	M5 #10	4.8 No10	30 1.1	10	
Racing Midi CL254 (Nylon)	002540	002540-1	4 - 8 5/32-5/16	73 27/8	55 21/8	19 3/4	M5 #10	4.8 No10	38 1.3	10	
CL254AN (Aluminum)	002545	002545-1	4 - 8 5/32-5/16	73 27/8	55 21/8	19 3/4	M5 #10	4.8 No10	38 1.3	10	
Tapered Pad for CL209, CL254 & CL254AN CL803 (Polypropylene)	008030	-	-	79 3 1/8	-	24 15/16	M5 #10	4.8 No10	8 0.3	10	

Tapered pads aid optimum rope alignment, especially when a fairlead would not be appropriate.

CL804 or CL805 Tapered Pads can aid optimum rope alignment.



Cleats for ropes to 3/8"		Sea-Dog Part #		mm Ø inch Ø	mm inch			mm Ø inch Ø	mm Ø Gauge	Gms Ozs	Standard pack
Bulk	Display	A	B		C						
Horizontal CL202 (Nylon)	002020	002020-1	6 - 10 1/4-3/8	74 25/16	51 2	79 3 1/8	M6 #14	6.3 No14	64 2.3	10	
Lateral (Starboard) CL206 (Nylon)	002060	002060-1	6 - 10 1/4-3/8	75 3	51 2	49 1 5/16	M6 #14	6.3 No14	35 1.3	10	
Lateral (Port) CL207 (Nylon)	002070	002070-1	6 - 10 1/4-3/8	75 3	51 2	49 1 5/16	M6 #14	6.3 No14	35 1.3	10	

One of the first non-marine uses for Clamcleat® rope cleats was to tension and secure safety slings used by electricity and telephone engineers when working up ladders leaning against poles.



Cleats for ropes to 1/2"		Sea-Dog Part #		mm Ø inch Ø	mm inch			mm Ø inch Ø	mm Ø Gauge	Gms Ozs	Standard pack
Bulk	Display	A	B		C						
Vertical CL201 (Nylon)	002010	002010-1	6 - 12 1/4-1/2	95 3 3/4	72 2 13/16	28 1 1/8	M6 #14	6 No14	43 1.5	10	
Racing Vertical CL219 (Nylon)	002190	002190-1	6 - 12 1/4-1/2	90 3 9/16	72 2 13/16	27 1 1/16	M6 #14	6.3 No14	70 2.5	1	
CL219AN (Aluminum)	002195	002195-1	6 - 12 1/4-1/2	90 3 9/16	72 2 13/16	27 1 1/16	M6 #14	6.3 No14	70 2.5	1	
Uncoated Racing Vertical CL219VB (Aluminum)	002190NC	-	6 - 12 1/4-1/2	90 3 9/16	72 2 13/16	27 1 1/16	M6 #14	6.3 No14	70 2.5	1	
Vertical with Integral Fairlead CL228 (Nylon)	002280	002280-1	6 - 12 1/4-1/2	114 4 1/2	72 2 13/16	30 1 3/16	M6 #14	6.3 No14	68 2.4	1	
Tapered Pad for CL201, CL219, CL219AN, CL237 & CL238 CL804 (Polypropylene)	008040	-	-	103 4 1/16	-	34 1 3/8	M6 #14	6.3 No14	18 0.6	10	

The AN suffix indicates an extra superior Hard Anodized finish.

Our aluminum cleats are easily welded to provide a strong and permanent fixing. Where an alloy cleat needs to be fixed to an aluminum surface welding can be less expensive than drilling holes and bolting on a cleat. Applications include aluminum fishing boats and oil rigs.

Trucker Hitch Cleat	Sea-Dog Part #		mm Ø inch Ø	A B C			mm inch	Gms Ozs	Standard pack
	Bulk	Display		A	B	C			

Trucker Hitch Cleat
CL719 (Nylon)

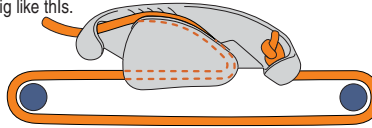
007190 007190-1

5 - 7
3/16-1/4 139
5 1/2 - 28
1 1/8 73
2.6 1

An aerial cleat that rigs like the trucker's hitch / wagoner's hitch.



Rig like this.



CL719

Easy to use, can be fastened and released with one hand and operated from a distance.

Uses a single piece of rope.

Uses include aiding installation of machinery and heavy duty cables.

Spring-gate Cleats for ropes to 1/2"	Sea-Dog Part #		mm Ø inch Ø	A B C			mm Ø inch Ø	mm Ø Gauge	Gms Ozs	Standard pack
	Bulk	Display		A	B	C				

Vertical with Spring-gate
CL237 (Nylon)

002370 002370-1

6 - 12
1/4-1/2 95
3 3/4 72
2 13/16 40
1 5/8 M6
6.3 No14 47
1.7 1

Racing Vertical with Spring-gate
CL238 (Aluminum)

002380 002380-1

6 - 12
1/4-1/2 90
3 9/16 72
2 13/16 40
1 5/8 M6
6.3 No14 75
2.6 1



The red gate is flipped up by hand to keep the rope out of the cleat.



CL237



CL238

Spring-gate Cleats for ropes to 5/8"	Sea-Dog Part #		mm Ø inch Ø	A B C			mm Ø inch Ø	Gms Ozs	Standard pack
	Bulk	Display		A	B	C			

Major with Spring-gate
CL239 (Nylon)

002390 002390-1

10 - 16
3/8-5/8 122
4 13/16 95
3 3/4 49
2 M8
5/16 88
3.2 1

Racing Major with Spring-gate
CL240 (Aluminum)

002400 002400-1

10 - 16
3/8-5/8 118
4 5/8 95
3 3/4 50
2 M8
5/16 166
5.9 1



CL239

CL240

Cleats for ropes to 5/8"	Sea-Dog Part #		mm Ø inch Ø	A B C			mm Ø inch Ø	Gms Ozs	Standard pack
	Bulk	Display		A	B	C			

Major
CL205 (Nylon)

002050 002050-1

10 - 16
3/8-5/8 122
4 13/16 95
3 3/4 36
1 7/16 M8
5/16 85
3.0 5

Racing Major
CL220 (Aluminum)

002200 002200-1

12 - 16
1/2-5/8 118
4 5/8 95
3 3/4 37
1 1/2 M8
5/16 163
5.7 1

Uncoated Racing Major
CL220 (Aluminum)
Fairlead for CL205, CL220, CL239 & CL240
CL2245 (Stainless Steel)

002200NC -

12 - 16
1/2-5/8 118
4 5/8 95
3 3/4 37
1 1/2 M8
5/16 163
5.7 1

- 50
1 31/32 - 41
1 5/8 M8
5/16 72
2.5 1

Tapered Pad
CL805 (Polypropylene)

008050 008050-1

- 131
5 1/8 - 45
1 3/4 M8
5/16 35
1.2 5



CL205



CL220



CL220VB



CL805



The CL220VB and CL219VB, with uncoated finish, can be welded to an aluminum substrate.



CL2245



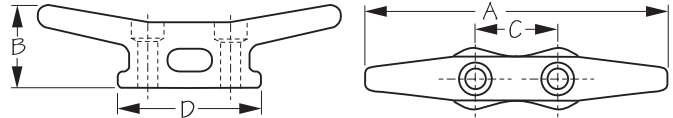
CL205 + CL2245

CL220 + CL2245



OPEN BASE CLEAT - FLAT HEAD

Hot Dipped Galvanized Iron

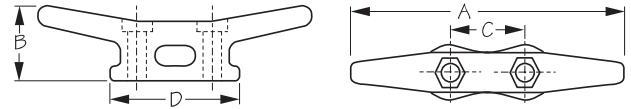


Bulk	Display	A	B	C	D	Fastener	Wt.(lb.)	Std. Pack
040103	040103-1	3-1/2"	1"	13/16"	1-5/8"	#8 FH	.13 / .26	10 ea / 10 pr
040104	040104-1	4"	1-1/8"	7/8"	1-7/8"	#10 FH	.23 / .46	10 ea / 10 pr
040105	040105-1	5"	1-5/16"	1-1/16"	2-3/16"	#12 FH	.29 / .58	10 ea / 10 pr
040106	040106-1	6"	1-3/8"	1-1/4"	2-3/16"	1/4" Bolt	.38 / .76	10 ea / 10 pr
040108	040108-1	8"	2-1/8"	1-11/16"	3-1/4"	5/16" Bolt	1.42	10 ea
040110	n/a	10"	2-1/2"	2-3/8"	4-1/16"	3/8" Bolt	2.14	10 ea
040112	n/a	12"	2-7/8"	3-3/8"	5-1/2"	3/8" Bolt	3.22	5 ea
040114	n/a	14"	3-1/2"	4-1/4"	6-1/8"	1/2" Bolt	5.18	5 ea



OPEN BASE CLEAT - HEX HEAD

Hot Dipped Galvanized Iron



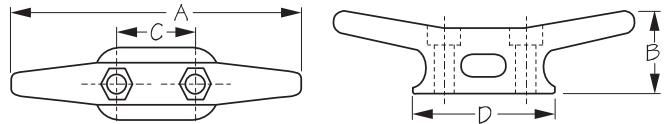
Bulk	Display	A	B	C	D	Fastener	Wt.(lb.)	Std. Pack
040208	n/a	8"	2-1/8"	1-5/8"	3-1/4"	5/16" HH	1.47	10 ea
040210	n/a	10"	2-1/2"	2-3/8"	4-1/16"	3/8" HH	2.12	10 ea
040212	n/a	12"	2-7/8"	3-1/4"	5-1/2"	3/8" HH	3.18	5 ea
040214	n/a	14"	3-1/2"	3-7/8"	6-1/8"	1/2" HH	5.11	5 ea

The above cleats are interchangeable with Wilcox® 401 Cleats.



DOCK CLEAT - HEX HEAD

Hot Dipped Galvanized Iron



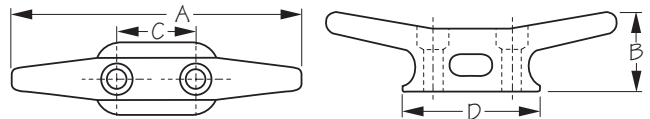
Bulk	Display	A	B	C	D	Fastener	Wt.(lb.)	Std. Pack
040808	n/a	8"	2-3/4"	2"	4"	1/2" HH	2.78	5 ea
040810	n/a	10"	3-1/2"	2-1/2"	4-13/16"	1/2" HH	5.08	5 ea
040812	n/a	12"	3-3/4"	3-7/16"	7"	5/8" HH	9.86	5 ea
040815	n/a	15"	4-1/2"	3-1/2"	7"	3/4" HH	13.39	4 ea
040818	n/a	18"	5-1/8"	3-7/8"	7-1/2"	3/4" HH	19.58	3 ea
040824	n/a	24"	5-5/8"	6-5/16"	13-3/16"	7/8" HH	33.59	2 ea

The above cleats are interchangeable with Wilcox® 409 Cleats.



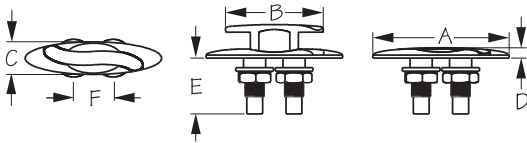
DOCK CLEAT - FLAT HEAD

Hot Dipped Galvanized Iron



Bulk	Display	A	B	C	D	Fastener	Wt.(lb.)	Std. Pack
040908	n/a	8"	2-3/4"	2"	4"	1/2" Bolt	2.83	5 ea
040910	n/a	10"	3-3/8"	2-7/16"	4-13/16"	1/2" Bolt	5.10	5 ea
040912	n/a	12"	3-3/4"	3-7/16"	6-7/8"	5/8" Bolt	10.14	5 ea
040915	n/a	15"	4-1/2"	3-1/2"	7-1/8"	3/4" Bolt	12.76	4 ea
040918	n/a	18"	5"	3-7/8"	7-1/4"	3/4" Bolt	19.27	3 ea

The above cleats are interchangeable with Wilcox® 409 Cleats.



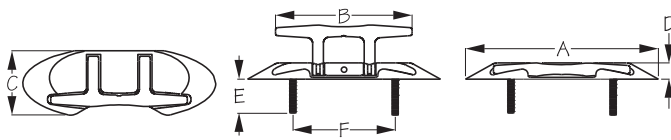
S-STYLE PULL-UP CLEAT

Investment Cast 316 Stainless



Bulk	Display	A	B	C	D	E	F	Wt.(lb.)	Std. Pack
041304	041304-1	6-1/4"	4-1/2"	1-1/2"	1/2"	2-9/16"	1-13/16"	1.28	10 ea
041306	n/a	8-3/4"	6-1/4"	2"	1/2"	3-1/8"	2-3/8"	2.04	10 ea
041308	n/a	10-1/2"	7-1/2"	2-1/2"	5/8"	3-3/8"	2-13/16"	3.79	5 ea
041484	n/a	Backing Plate for 041304						.31	10 ea
041486	n/a	Backing Plate for 041306						.61	10 ea
041488	n/a	Backing Plate for 041308						.91	10 ea
041594	n/a	Drain Fitting for 041306						.01	10 ea
041596	n/a	Drain Fitting for 041308						.02	10 ea

Pull-Up Cleats recess flush to the deck for a contemporary look. Part number 041304-1 includes backing plate. Backing plate for part number 041304, 041306 and 041308 are sold separately. Pull-Up Cleats accept drain fitting part number 041594, 041596 and 041598 for water drainage to bilge.



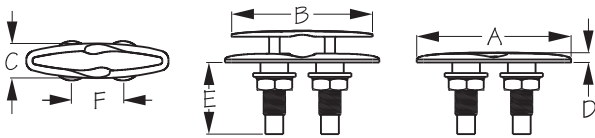
FOLDING STUD MOUNT CLEAT

Investment Cast 316 Stainless



Bulk	Display	A	B	C	D	E	F	Wt.(lb.)	Std. Pack
041404	041404-1	6-7/16"	4-1/2"	2-1/8"	1/2"	1-11/16"	2-11/16"	.71	10 ea
041406	n/a	8-5/16"	6"	2-3/4"	3/4"	1-3/4"	4-1/2"	1.67	10 ea
041408	n/a	11"	8"	3-5/8"	7/8"	2-3/16"	5-7/16"	4.45	5 ea

Folding Stud Mount Cleat folds down for flush appearance.



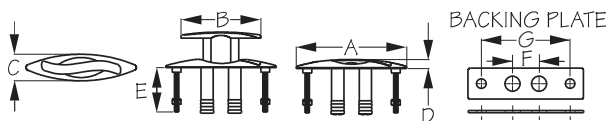
PULL-UP CLEAT

Investment Cast 316 Stainless



Bulk	Display	A	B	C	D	E	F	Wt.(lb.)	Std. Pack
041424	041424-1	5"	4-1/2"	1-3/16"	7/16"	2-1/4"	1-3/4"	1.21	10 ea
041426	n/a	6-1/4"	5-3/4"	1-3/8"	7/16"	3"	2-1/4"	1.51	10 ea
041428	n/a	8-1/2"	8"	2-1/8"	9/16"	3-7/16"	2-13/16"	3.51	5 ea
041484	n/a	Backing Plate for 041424						.31	10 ea
041486	n/a	Backing Plate for 041426						.61	10 ea
041488	n/a	Backing Plate for 041428						.91	10 ea
041594	n/a	Drain fitting for 041424						.01	10 ea
041596	n/a	Drain fitting for 041426						.02	10 ea
041598	n/a	Drain fitting for 041428						.03	10 ea

Pull-Up Cleats recess flush to the deck for a contemporary look. Part number 041424-1 includes backing plate. Backing plate for part number 041424, 041426 and 041428 are sold separately. Pull-Up Cleats accept drain fitting part number 041594, 041596 and 041598 for water drainage to bilge.



S-STYLE PULL-UP CLEAT WITH STUDS

Investment Cast 316 Stainless



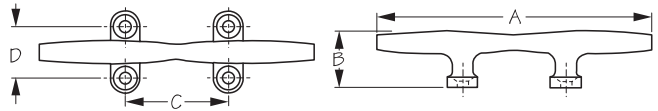
Bulk	Display	A	B	C	D	E	F	G	Wt.(lb.)	Std. Pack
041504	041504-1	6-1/4"	4-1/2"	1-1/2"	5/8"	2-11/16"	1-9/16"	5"	1.21 / 1.25	10 ea
041506	n/a	8-3/4"	6-1/4"	2-1/8"	5/8"	3-3/4"	2-3/4"	7-1/4"	2.84	10 ea
041584	n/a	Backing plate for 041504							.61	10 ea
041586	n/a	Backing plate for 041506							.31	10 ea

Pull-Up Cleats recess flush to the deck for a contemporary look. Number 041504-1 now includes backing plate. Backing plate for part number 041506 is sold separately. Pull-Up Cleats accept drain hoses for water drainage to bilge.



OPEN BASE CLEAT

Investment Cast 316 Stainless

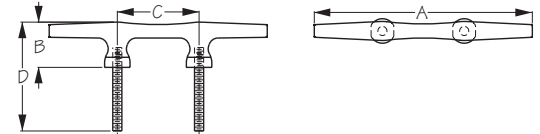


Bulk	Display	A	B	C	D	Fastener	Wt.(lb.)	Std. Pack
041604	041604-1	4"	15/16"	1-3/4"	1"	#10 FH	.22	10 ea
041605	041605-1	5"	1-1/8"	2-1/8"	1"	#10 FH	.27	10 ea
041606	041606-1	6"	1-1/4"	2-1/4"	1-1/8"	1/4" FH	.42	10 ea
041608	041608-1	8"	1-1/2"	2-13/16"	1-3/8"	1/4" FH	.95	10 ea
041610	041610-1	10"	1-7/8"	3-5/8"	1-3/4"	5/16" FH	1.39	5 ea
041612	041612-1	12"	2-1/8"	3-3/4"	1-7/8"	5/16" FH	1.87	5 ea



STUD MOUNT CLEAT

Investment Cast 316 Stainless



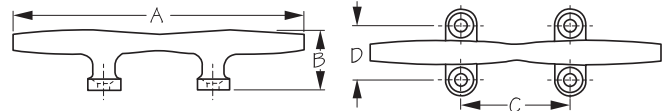
Bulk	Display	A	B	C	D	Wt.(lb.)	Std. Pack
041656	n/a	6"	1-1/4"	2-1/4"	3"	.46	10 ea

Includes hardware.



HEAVY DUTY OPEN BASE CLEAT

Investment Cast 316 Stainless

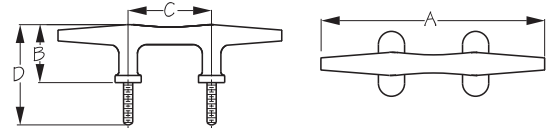


Bulk	Display	A	B	C	D	Fastener	Wt.(lb.)	Std. Pack
041708	n/a	8"	2"	3-5/16"	1-3/4"	1/4" FH	1.50	5 ea
041710	n/a	10"	2-3/8"	3-3/4"	1-7/8"	5/16" FH	2.14	5 ea
041712	n/a	12"	2-13/16"	4-13/16"	2-1/2"	5/16" FH	4.11	4 ea
041715	n/a	15"	3-3/4"	4-7/8"	2-9/16"	1/2" FH	5.70	4 ea
041718	n/a	18"	3-13/16"	6"	2-11/16"	1/2" FH	7.71	2 ea



HEAVY DUTY STUD MOUNT CLEAT

Investment Cast 316 Stainless



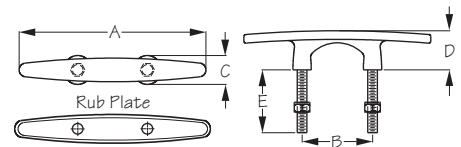
Bulk	Display	A	B	C	D	Fastener	Wt.(lb.)	Std. Pack
041760	n/a	10"	2-5/16"	3-3/4"	4-5/16"	1/2" NC	2.43	5 ea
041762	n/a	12"	2-5/8"	4-7/8"	4-5/8"	1/2" NC	3.88	4 ea

Cleats have studs for through hole application, studs are 1/2"-13 x 2". Nuts and washers are not included.



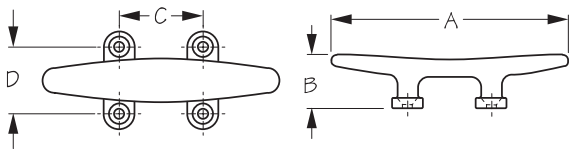
ARCH CLEAT

Investment Cast 316 Stainless



Bulk	Display	A	B	C	D	E	Backing Plate	Fastener	Wt.(lb.)	Std. Pack
041856	n/a	6"	2-1/4"	1"	1-3/16"	2"	3-7/8"x1-3/8"	5/16" NC	.75	10 ea
041858	n/a	8"	2-13/16"	1-3/8"	1-3/8"	2-1/2"	4-1/2"x1-3/4"	7/16" NC	1.58	10 ea
041860	n/a	10"	3-5/8"	1-11/16"	1-13/16"	3"	5-3/4"x2-1/8"	7/16" NC	2.18	5 ea
041886	n/a	6" Rub Plate							.28	5 ea
041888	n/a	8" Rub Plate							.38	5 ea
041890	n/a	10" Rub Plate							.57	5 ea

Arch Cleats come complete with backing plate and fasteners. Rub Plates available for all sizes.

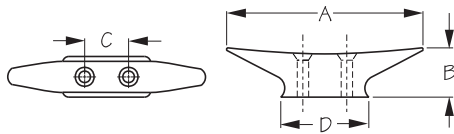


LOW SILHOUETTE CLEAT

Investment Cast 316 Stainless



Bulk	Display	A	B	C	D	Fastener	Wt.(lb.)	Std. Pack
041906	041906-1	6"	1-1/4"	2-1/16"	1-5/8"	1/4" FH	.75	10 ea
041908	041908-1	8"	1-11/16"	2-1/4"	1-5/8"	1/4" FH	1.25	10 ea

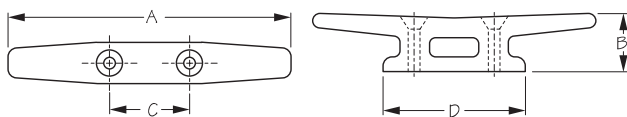


CLOSED BASE CLEAT

Cast Brass



Bulk	Display	A	B	C	D	Fastener	Wt.(lb.)	Std. Pack
042103	042103-1	3-3/16"	13/16"	11/16"	1-3/8"	#6 FH	.17 / .34	10 ea / 10 pr
042104	042104-1	4"	1"	3/4"	1-11/16"	#10 FH	.27 / .54	10 ea / 10 pr
042105	042105-1	5"	1-1/4"	1"	1-15/16"	#12 FH	.39 / .78	10 ea / 10 pr



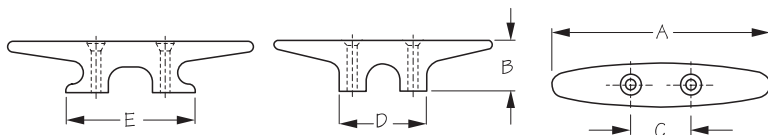
OPEN BASE CLEAT

Injection Molded Nylon



Bulk	Display	Color	A	B	C	D	Fastener	Wt.(lb.)	Std. Pack
043030	043030-1	Black	3"	11/16"	1"	1-5/8"	#6 FH	.01 / .02	10 ea / 10 pr
043040	043040-1	Black	4"	7/8"	1-1/8"	2"	#8 FH	.03 / .06	10 ea / 10 pr
043050	043050-1	Black	5"	1-1/16"	1-7/16"	2-1/2"	#10 FH	.06 / .12	10 ea / 10 pr
043065	043065-1	Black	6-1/2"	1-3/8"	1-11/16"	2-15/16"	#12 FH	.11	10 ea
043080	043080-1	Black	8"	1-11/16"	2"	3-3/8"	1/4" FH	.20	10 ea
043095	043095-1	Black	9-5/8"	2-1/8"	3"	4-5/8"	5/16" FH	.37	10 ea
043031	n/a	White	3"	11/16"	1"	1-5/8"	#6 FH	.01	10 ea
043041	n/a	White	4"	7/8"	1-1/8"	2"	#8 FH	.03	10 ea
043051	n/a	White	5"	1-1/16"	1-7/16"	2-1/2"	#10 FH	.06	10 ea

Available in custom colors on large volume orders. All Sea-Dog Open Base Nylon Cleats are designed with a molded-in recess in the base. This traps the sealant in place providing a more watertight seal.



HEAVY DUTY CLEAT

Injection Molded Nylon



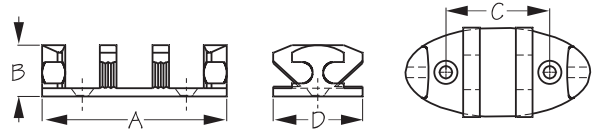
Bulk	Display	Color	A	B	C	D	E	Fastener	Wt.(lb.)	Std. Pack
043340	043340-1	Black	4-1/4"	1"	1-1/4"	1-3/4"	n/a	#10 FH	.06 / .12	10 ea / 10 pr
043360	043360-1	Black	6-1/16"	1-1/4"	1-9/16"	2-1/4"	n/a	1/4" FH	.13 / .26	10 ea / 10 pr
043380	043380-1	Black	8-1/16"	1-3/4"	2-1/4"	n/a	4-3/16"	5/16" FH	.29	10 ea
043390	043390-1	Black	10"	2"	3"	n/a	4-13/16"	5/16" FH	.39	5 ea
043341	043341-1	White	4-1/4"	1"	1-1/4"	1-3/4"	n/a	#10 FH	.06 / .12	10 ea / 10 pr
043361	043361-1	White	6-1/16"	1-1/4"	1-9/16"	2-1/4"	n/a	1/4" FH	.13 / .26	10 ea / 10 pr
043381	043381-1	White	8-1/16"	1-3/4"	2-1/4"	n/a	4-3/16"	5/16" FH	.29	10 ea

Available in custom colors on large volume orders.



ZIG ZAG CLEAT

Injection Molded Nylon



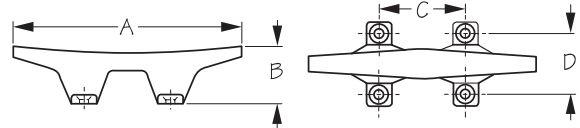
Bulk	Display	A	B	C	D	Fastener	Wt.(lb.)	Std. Pack
043540	043540-1	3-1/2"	15/16"	1-15/16"	1-3/4"	1/4" FH	.08 / .16	10 ea / 10 pr

Simply weave rope around cleat arms, no knots needed. Great for fender lines, trailer covers and utility lines. Fits line up to 3/8".



FOUR-HOLE CLEAT

Die Cast Zinc Chrome Plated

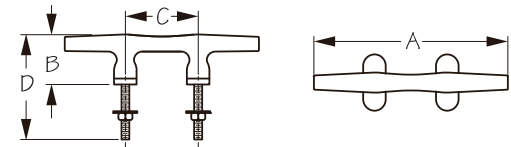


Bulk	Display	A	B	C	D	Fastener	Wt.(lb.)	Std. Pack
044104	044104-1	4-1/2"	1-1/16"	1-3/4"	1-3/16"	#8 FH	.28	10 ea
044106	044106-1	6"	1-3/8"	2-3/16"	1-9/16"	#10 FH	.57	10 ea



OPEN BASE CLEAT WITH STUD MOUNT

Die Cast Zinc Chrome Plated



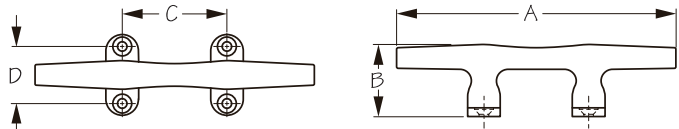
Bulk	Display	A	B	C	D	Fastener	Wt.(lb.)	Std. Pack
044204	n/a	4"	1-1/4"	1-1/2"	2-15/16"		.33	10 ea
044206	n/a	6"	1-9/16"	2-1/4"	3-1/4"		.59	10 ea

The above cleats are interchangeable with Perko® style 1210 cleats. Complete with galvanized studs, washers and nuts threaded into each leg of the cleat. This eliminates the need for fasteners and provides a clean looking installation.



OPEN BASE CLEAT

Die Cast Zinc Chrome Plated



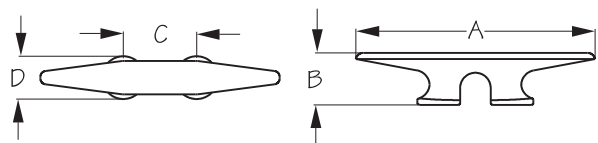
Bulk	Display	A	B	C	D	Fastener	Wt.(lb.)	Std. Pack
044604	044604-1	4"	1-1/4"	1-1/2"	1-1/16"	#10 FH	.27	10 ea
044606	044606-1	6"	1-9/16"	2-1/4"	1-3/16"	#10 FH	.51	10 ea
044608	044608-1	8"	1-13/16"	3-1/4"	1-7/16"	1/4" FH	.80	10 ea
044610	044610-1	10"	2"	4"	1-11/16"	1/4" FH	1.40	5 ea

The above cleats are interchangeable with Perko® style 1188 cleats.

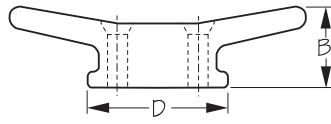
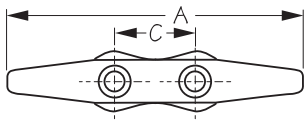


WELDABLE CLEAT

Cast Aluminum



Bulk	Display	A	B	C	D	Fastener	Wt.(lb.)	Std. Pack
046046	n/a	6"	1-3/8"	2-1/4"	1-1/4"		.29	10 ea
046048	n/a	8"	1-11/16"	2-3/8"	1-3/8"		.51	10 ea

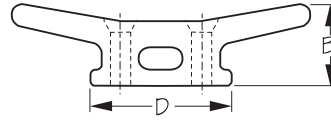
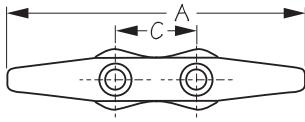


CLOSED BASE CLEAT - FLAT HEAD

Cast Aluminum



Bulk	Display	A	B	C	D	Fastener	Wt.(lb.)	Std. Pack
046104	046104-1	4"	1"	13/16"	1-5/8"	#10 FH	.08	10 ea
046105	046105-1	5"	1-1/16"	1-1/16"	1-15/16"	1/4" FH	.13	10 ea
046106	046106-1	6"	1-3/8"	1-3/8"	2-3/16"	1/4" FH	.30	10 ea

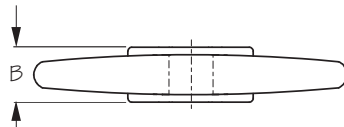
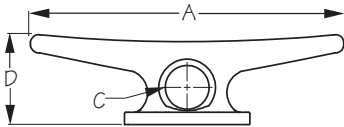


OPEN BASE CLEAT - FLAT HEAD

Cast Aluminum



Bulk	Display	A	B	C	D	Fastener	Wt.(lb.)	Std. Pack
046108	046108-1	8"	1-7/8"	1-1/2"	2-11/16"	1/4" FH	.30	10 ea
046110	n/a	10"	2-1/4"	1-15/16"	3-7/16"	5/16" FH	.46	10 ea

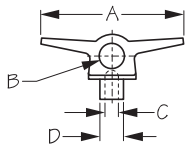


LARGE WELDABLE CLEAT

Cast Aluminum



Bulk	Display	A	B	C	D	Wt.(lb.)	Std. Pack
046210	n/a	10"	1-3/4"	11/16"	2-7/8"	1.21	5 ea



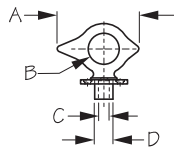
LIFTING RING CLEAT

Investment Cast 316 Stainless



Bulk	Display	A	B	C	D	Max. Vertical Load	Fastener	Wt.(lb.)	Std. Pack
048210	n/a	6"	1-1/16"	5/8" - 11*	1"	4,000 lbs.	#10 FH	1.21	5 ea
048220	n/a	6-11/16"	1-1/2"	5/8" - 11*	1"	5,000 lbs.	#10 FH	1.26	5 ea

*Right hand threads.



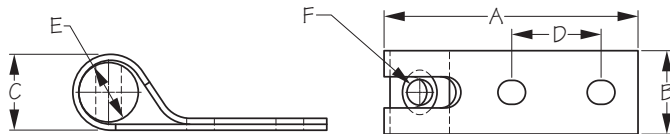
LIFTING RING

Investment Cast 316 Stainless



Bulk	Display	A	B	C	D	Max. Vertical Load	Fastener	Wt.(lb.)	Std. Pack
048260	n/a	4"	1-1/2"	5/8" - 11*	15/16"	3,000 lbs.	#12 FH	.91	5 ea

*Right hand threads.



LIFTING RING ANCHOR PLATE

Fabricated 304 Stainless



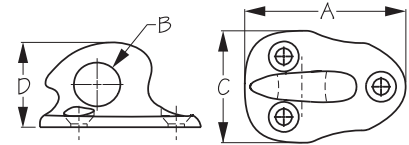
Bulk	Display	A	B	C	D	E	F (Threads)	Wt.(lb.)	Std. Pack
048270	048270-1	5-3/8"	1-3/4"	1-5/8"	1-7/8"	1-1/4"	5/8"-11	1.08	1 ea / 5 ea

Bow or stern lifting assembly reduces hull stress during lifting. Can be used with Sea-Dog lift ring (#048260, #048261) or lift ring cleat (#048210, #048220). Threads cut for 5/8"-11 right hand threaded rod.



LIFTING/TOW EYE

Investment Cast 316 Stainless



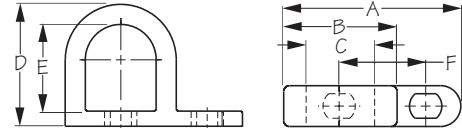
Bulk	Display	A	B	C	D	Max. Vertical Load	Fastener	Wt.(lb.)	Std. Pack
048280	n/a	5"	1-5/8"	3-1/2"	2-3/4"	10,000 lbs.	1/2" FH	1.62	1 ea

The test was done with the Lift/Tow Eye in a vertical position and was rated at 10,000 lbs. SWL.



LIFT EYE

Investment Cast 316 Stainless



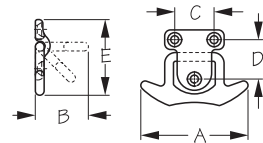
Bulk	Display	A	B	C	D	E	F	B.S. (lbs.)	Wt.(lb.)	Std. Pack
048330	048330-1	2-3/4"	1-3/4"	1-3/16"	2"	1-3/8"	1-3/8"	4,400	.34	5 ea
048350	048350-1	3-9/16"	2-1/4"	1-7/16"	2-7/16"	1-3/4"	1-3/4"	6,170	.64	5 ea

Lift Eye 048330 works with Bow Eyes 080031-080036, Lift Eye 048350 works with Bow Eyes 080055 and 080085.



FOLDING CLEAT

Investment Cast 316 Stainless

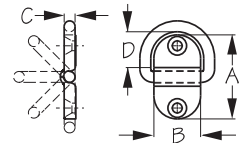


Bulk	Display	A	B	C	D	E	Fastener	Wt.(lb.)	Std. Pack
048500	048500-1	3-7/16"	1-13/16"	1-1/4"	1-1/4"	2-3/8"	1/4" FH	.29	5 ea



FOLDING D-RING

Cast 316 Stainless Base/17-4PH D-Ring

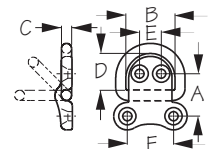


Bulk	Display	A	B	C	D	B.S. (lb.)	Fastener	Wt.(lb.)	Std. Pack
048610	048610-1	2-1/8"	1-3/16"	1/4"	7/8"	3,500	1/4" FH	.20	10 ea
048615	048615-1	2-9/16"	1-3/4"	1/4"	1"	7,500	3/8" FH	.50	10 ea



FOLDING D-RING

Cast 316 Stainless Base/17-4PH D-Ring

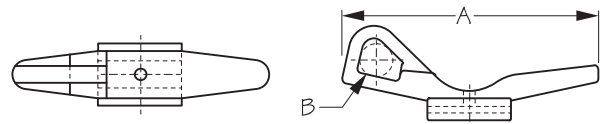


Bulk	Display	A	B	C	D	E	F	B.S. (lb.)	Wt.(lb.)	Std. Pack
048620	048620-1	1-3/16"	1-3/8"	1/4"	1"	9/16"	1-1/4"	4,000	.26	5 ea
048625	048625-1	1-9/16"	1-15/16"	3/8"	1-1/2"	15/16"	1-7/8"	6,000	.81	5 ea



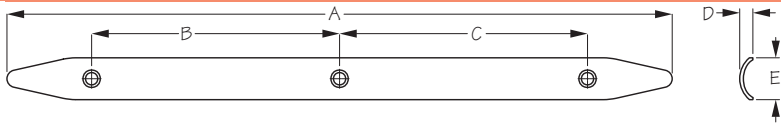
HALYARD CLEAT

Injection Molded Nylon/Stamped 304 Stainless



Bulk	Display	A	B	Wt.(lb.)	Std. Pack
050110	050110-1	3-7/8"	1/2"	.05	10 ea

Nylon construction with stainless steel mounting plate. Designed to mount on any 3/16" - 5/16" diameter shroud and used for tying off a halyard when not in use. Additional uses include mounting attachments for flags, solar showers, awnings, topping lift tie, antenna, etc.

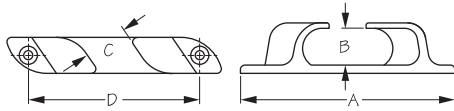


RUB STRAKE

Stamped 304 Stainless



Bulk	Display	A	B	C	D	E	Fastener	Wt.(lb.)	Std. Pack
055408	055408-1	8"	5"	n/a	1/4"	3/4"	#8 FH	.10	5 ea
055412	055412-1	12"	4-1/2"	4-1/2"	1/4"	3/4"	#8 FH	.15	5 ea
055418	055418-1	18"	7-1/2"	7-1/2"	1/4"	3/4"	#8 FH	.24	5 ea
055424	055424-1	24"	7-1/16"	7-1/16"	1/4"	3/4"	#8 FH	.31	5 ea

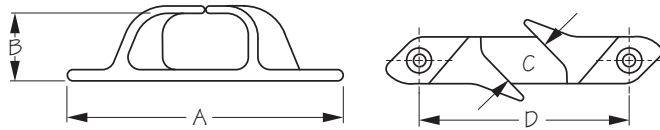


BOW CHOCK

Investment Cast 316 Stainless



Bulk	Display	A	B	C	D	Fastener	Wt.(lb.)	Std. Pack
060040	060040-1	4-3/4"	5/8"	1/2"	3-5/16"	#10 FH	.27	5 pr
060043	060043-1	6"	1"	1"	4-3/4"	1/4" FH	.57	5 pr

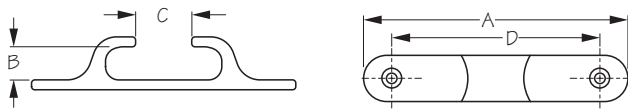


SKENE CHOCK

Investment Cast 316 Stainless



Bulk	Display	A	B	C	D	Fastener	Wt.(lb.)	Std. Pack
060060	060060-1	4-1/2"	13/16"	11/16"	3-5/16"	#10 FH	.23	5 pr
060065	060065-1	6"	1-1/8"	13/16"	4-5/8"	1/4" FH	.66	5 pr

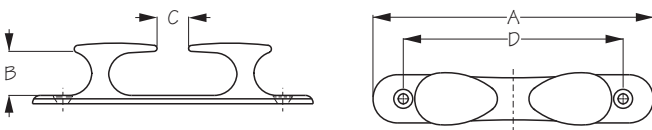


STRAIGHT CHOCK

Investment Cast 316 Stainless



Bulk	Display	A	B (Max. Line Size)	C	D	Fastener	Wt.(lb.)	Std. Pack
060200	060200-1	5"	3/4"	1-1/16"	3-15/16"	#10 FH	.45	10 ea
060210	060210-1	6"	1"	1-13/16"	5"	1/4" FH	.49	10 ea

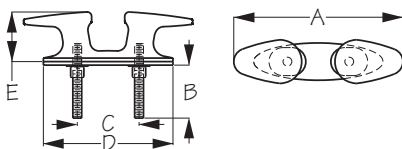


HEAVY DUTY CHOCK

Investment Cast 316 Stainless



Bulk	Display	A	B	C	D	Fastener	Wt.(lb.)	Std. Pack
060323	n/a	9-1/4"	1-7/16"	1"	7-1/4"	5/16" FH	2.08	10 ea



HEAVY DUTY STREAMLINED BOLLARD

Investment Cast 316 Stainless



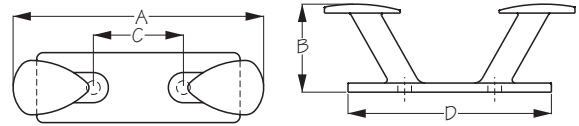
Bulk	Display	A	B	C	D	E	Fastener	Wt.(lb.)	Std. Pack
061125	n/a	10"	3"	3-1/2"	7-3/8"	2-13/16"	1/2" Nut	5.01	10 ea

Heavy Duty Streamlined Bollard comes complete with backing plate and fasteners.



HEAVY DUTY BOLLARD

Investment Cast 316 Stainless



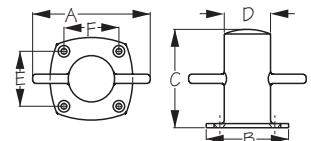
Bulk	Display	A	B	C	D	Wt.(lb.)	Std. Pack
061220	n/a	7-7/8"	3"	3"	7"	2.75	1 ea
061224	n/a	9-5/8"	3-3/8"	3-1/2"	7-13/16"	3.35	1 ea
061230	n/a	11-13/16"	3-15/16"	3-3/4"	10"	3.75	1 ea
061235	n/a	13-3/4"	4-3/8"	4"	11-13/16"	4.00	1 ea

Heavy Duty Bollard part number 061220 and 061224 accept 9/16" bolts, part number 061230 and 061235 accept 5/8" bolts.



SAMSON POST

Investment Cast 316 Stainless

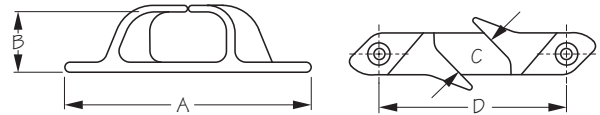


Bulk	Display	A	B	C	D	E	F	Fastener	Wt.(lb.)	Std. Pack
061310	n/a	5-1/8"	3-1/2"	4-1/4"	2"	2-3/8"	2-3/8"	1/4" FH	1.57	1 ea
061312	n/a	6-1/4"	4-3/4"	4-3/4"	2-3/8"	2-1/2"	3-3/4"	5/16" FH	2.57	1 ea
061315	n/a	7-7/8"	5-7/8"	6-5/8"	3-3/16"	3-1/8"	4-1/2"	3/8" FH	4.14	1 ea



SKENE CHOCK

Die Cast Zinc Chrome Plated

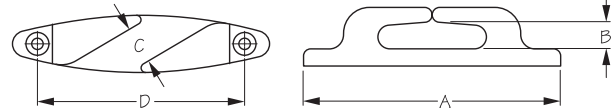


Bulk	Display	A	B	C	D	Fastener	Wt.(lb.)	Std. Pack
064030	064030-1	3-3/8"	3/4"	5/8"	2-1/2"	#10 FH	.28	5 pr



SKENE CHOCK

Injection Molded Nylon



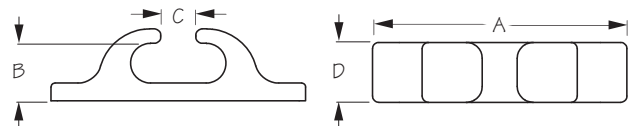
Bulk	Display	A	B	C	D	Fastener	Wt.(lb.)	Std. Pack
067360	067360-1	4-1/2"	7/16"	1/2"	3-5/8"	#10 FH	.08	5 pr

Standard color is black.



WELDABLE CHOCK

Cast Aluminum

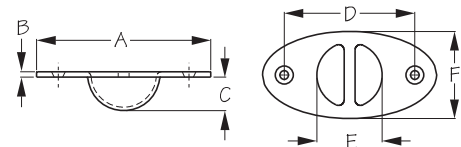


Bulk	Display	A	B	C	D	Wt.(lb.)	Std. Pack
069100	n/a	4"	15/16"	1/2"	15/16"	.15	10 ea

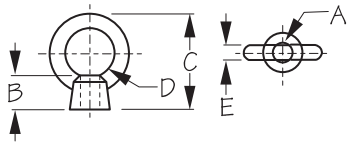


RECESSED ANCHOR POINT

Investment Cast 316 Stainless



Bulk	Display	A	B	C	D	E	F	Fastener	Wt.(lb.)	Std. Pack
076100	076100-1	4"	1/8"	3/4"	3"	1-1/2"	2"	#10 FH	.23	5 ea



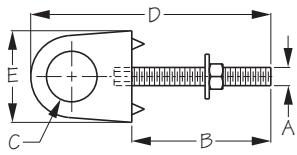
EYE NUT

Investment Cast 316 Stainless



Bulk	Display	A	B	C	D	E	Wt.(lb.)	Std. Pack
078106	078106-1	1/4"-20 NC	7/16"	1-1/4"	5/8"	3/16"	.04	10 ea
078108	078108-1	5/16"-18 NC	9/16"	1-1/2"	13/16"	1/4"	.07	10 ea
078110	078110-1	3/8"-16 NC	5/8"	1-7/8"	1"	5/16"	.13	10 ea
078112	078112-1	1/2"-13 NC	7/8"	2-3/8"	1-3/16"	3/8"	.25	10 ea
078206	n/a	6 mm-1 mm	7/16"	1-1/4"	5/8"	3/16"	.04	10 ea
078208	n/a	8 mm-1.25 mm	9/16"	1-1/2"	13/16"	1/4"	.07	10 ea
078210	n/a	10 mm-1.50 mm	5/8"	1-7/8"	1"	5/16"	.13	10 ea
078212	n/a	12 mm-1.75 mm	7/8"	2-3/8"	1-3/16"	3/8"	.25	10 ea

Sea-Dog Stainless Eye Nuts 078106-078112 have NC threads and 078206-078212 have metric threads. These threaded Eye Nuts are designed to be screwed onto various lengths of threaded stock or bolts to accommodate varying transom thickness. Metric Eye Nuts 078206-078212 can be used with Sea-Dog eyebolts 080363-080399, 080463-080506 and 080606-080610.

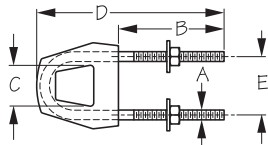


BOW EYE

Die Cast Zinc Chrome Plated Head - Galvanized Shaft



Bulk	Display	A	B	C	D	E	B.S. (lb.)	Wt.(lb.)	Std. Pack
079133	079133-1	3/8" NC	2-9/16"	15/16"	4-3/4"	1-13/16"	2,500	.33	10 ea
079135	079135-1	3/8" NC	4-5/8"	15/16"	6-5/8"	1-13/16"	2,500	.35	10 ea



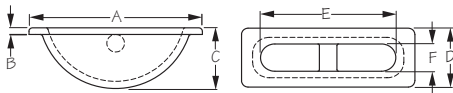
TWIN SHANK BOW EYE

Die Cast Zinc Chrome Plated Head - Chrome Steel Shafts



Bulk	Display	A	B	C	D	E	B.S. (lb.)	Wt.(lb.)	Std. Pack
079233	079233-1	5/16"	2-15/16"	1-1/8"	5-1/4"	1-5/8"	6,000	.58	10 ea

Threads: 5/16"-18 UNC. Comparable to Perko® #1235. U-Bolt surrounds cast eye for added strength.

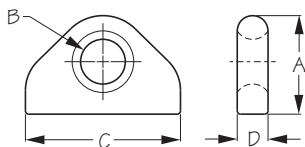


WELDABLE ANCHOR POINT

Cast Aluminum



Bulk	Display	A	B	C	D	E	F	Wt.(lb.)	Std. Pack
079500	n/a	6-5/8"	1/4"	2-3/16"	2-1/4"	5-1/4"	1"	.60	10 ea



WELDABLE BOW EYE

Cast Aluminum

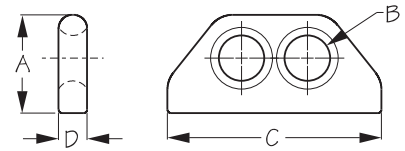


Bulk	Display	A	B	C	D	Wt.(lb.)	Std. Pack
079710	n/a	1-13/16"	13/16"	2-3/4"	9/16"	.20	10 ea



WELDABLE BOW EYE - DOUBLE

Cast Aluminum

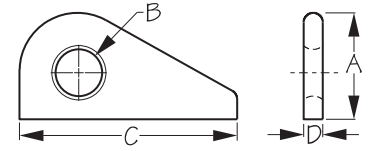


Bulk	Display	A	B	C	D	Wt.(lb.)	Std. Pack
079720	n/a	1-13/16"	13/16"	3-15/16"	9/16"	.20	10 ea



WELDABLE BOW EYE - SINGLE

Cast Aluminum

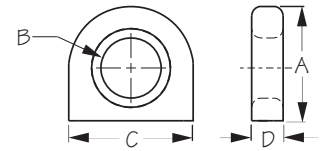


Bulk	Display	A	B	C	D	Wt.(lb.)	Std. Pack
079750	n/a	2"	15/16"	4-1/4"	3/8"	.18	10 ea



WELDABLE BOW EYE - SINGLE

Cast Aluminum

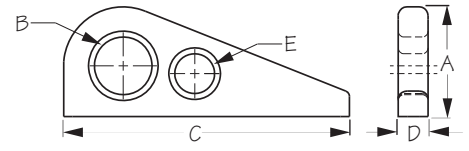


Bulk	Display	A	B	C	D	Wt.(lb.)	Std. Pack
079810	n/a	2-1/4"	1-1/4"	2-1/2"	5/8"	.21	10 ea



WELDABLE BOW EYE - DOUBLE

Cast Aluminum

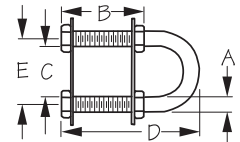


Bulk	Display	A	B	C	D	E	Wt.(lb.)	Std. Pack
079820	n/a	2-1/4"	1-1/4"	6"	5/8"	7/8"	.43	10 ea



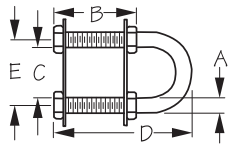
BOW EYE

Machined 304 Stainless



Bulk	Display	Threads	A	B	C	D	E	B.S.(lb.)	Wt.(lb.)	Std. Pack
080031	080031-1	3/8" NC	3/8"	1-1/2"	1-1/16"	2-7/8"	1-7/16"	16,000	.22	10 ea
080033	080033-1	3/8" NC	3/8"	2-1/2"	1-1/16"	3-15/16"	1-7/16"	16,000	.30	10 ea
080035	080035-1	3/8" NC	3/8"	3-1/2"	1-1/16"	4-15/16"	1-7/16"	16,000	.36	10 ea
080036	080036-1	3/8" NC	3/8"	4-1/4"	1-1/16"	5-11/16"	1-7/16"	16,000	.37	10 ea
080055	080055-1	1/2" NC	7/16"	3-1/2"	1-3/8"	5-5/16"	1-3/4"	25,000	.66	5 ea
080085	080085-1	1/2" NC	1/2"	3-7/16"	1-3/8"	5-5/16"	1-7/8"	28,000	.70	5 ea
080095	n/a	5/8" NC	5/8"	5-1/2"	1-5/16"	8"	1-15/16"	42,000	1.65	5 ea

Sea-Dog Bow Eyes come with adjustable finish nuts as compared to the crimped ring used on most other bow eyes. The 3/8" shafts have rolled threads. Plate sizes: 080031, 2-1/4" x 3/4". Bow Eyes, 080031-080036 work with Lift Eye 048330 and Bow Eye, 080085 works with Lift Eye, 048350.



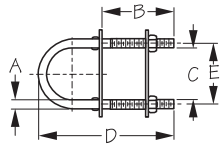
STERN EYE

Machined 304 Stainless



Bulk	Display	Thread	A	B	C	D	E	B.S. (lb.)	Wt.(lb.)	Std. Pack
080135	080135-1	3/8" NC	3/8"	3-1/2"	1-1/16"	4-15/16"	1-7/16"	16,000	.36	10 ea
080155	080155-1	1/2" NC	7/16"	3-1/2"	1-3/8"	5-5/16"	1-7/8"	25,000	.70	5 ea
080187	080187-1	1/2" NC	1/2"	4-3/4"	1-3/8"	6-5/8"	1-7/8"	28,000	.86	5 ea

Sea-Dog Stern Eyes come with adjustable finish nuts as compared to the crimped ring used on most other Stern Eyes. The 3/8" and 7/16" shafts have rolled threads; the 1/2" stock has cut threads. All parts are made of stainless steel. Plate sizes: 080135: 2-1/4" x 3/4" (plate 1) 2-3/4" x 1-1/4" (plate 2) 080155: 2-1/4" x 3/4" (plate 1) 3-1/2" x 1-1/2" (plate 2) 080187: 3" x 3/4" (plate 1) 3-1/2" x 1-1/2" (plate 2).



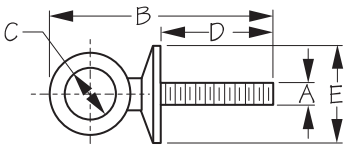
U-BOLT

Machined 304 Stainless



Bulk	Display	A	B	C	D	E	B.S. (lb.)	Wt.(lb.)	Std. Pack
080243	080243-1	4 mm	1-3/8"	1"	2-9/16"	1-3/16"	1,650	.08	10 ea
080253	080253-1	5 mm	1-3/8"	1"	2-5/8"	1-3/16"	1,950	.08	10 ea
080263	080263-1	6 mm	1-1/4"	1-1/16"	2-9/16"	1-5/16"	2,950	.13	10 ea
080265	080265-1	6 mm	1-7/8"	1-1/16"	3-3/16"	1-5/16"	2,950	.14	10 ea
080283	080283-1	8 mm	1-3/8"	1"	2-3/4"	1-5/16"	3,850	.19	10 ea
080285	080285-1	8 mm	2"	1"	3-5/16"	1-5/16"	3,850	.21	10 ea
080288	080288-1	8 mm	3-1/8"	1"	4-1/2"	1-5/16"	3,850	.26	10 ea

All Sea-Dog U-Bolts listed above have metric threads. The outer mounting plate is held in place by crimped ears forged into the U-Bolt. Plate sizes: 080243-080253: 1-5/8" x 1/2" (both plates) 080263-080288: 2" x 11/16" (both plates).



EYE BOLT WITH SHOULDER

Machined 304 Stainless



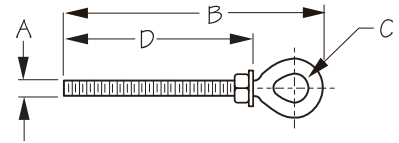
Bulk	Display	A	B	C	D	E	B.S. (lb.)	Wt.(lb.)	Std. Pack
080463	080463-1	6 mm-1 mm	2-3/16"	1/2"	1-1/8"	1"	3,000	.08	10 ea
080466	080466-1	6 mm-1 mm	3-3/8"	1/2"	2-5/16"	1"	3,000	.09	10 ea
080483	080483-1	8 mm-1.25 mm	2-9/16"	9/16"	1-5/16"	1"	5,250	.11	10 ea
080488	080488-1	8 mm-1.25 mm	4-5/16"	5/8"	3"	1"	5,250	.14	10 ea
080495	080495-1	10 mm-1.50 mm	3-3/8"	5/8"	1-15/16"	1-3/16"	8,950	.18	10 ea
080499	080499-1	10 mm-1.50 mm	5-3/8"	5/8"	3-15/16"	1-3/16"	8,950	.24	10 ea
080504	080504-1	12 mm-1.75 mm	5-1/2"	3/4"	3-15/16"	1-3/16"	10,100	.33	10 ea
080506	080506-1	12 mm-1.75 mm	7-7/8"	3/4"	6-5/16"	1-3/16"	10,100	.42	10 ea

All Sea-Dog Eye bolts listed above have metric threads. Note: Part number 080504 has a usable length of 3-15/16" although only 3-1/4" of the shaft is threaded. Part number 080506 has a usable length of 6-5/16" although only 3-1/4" of the shaft is threaded.



EYE BOLT

Machined 304 Stainless



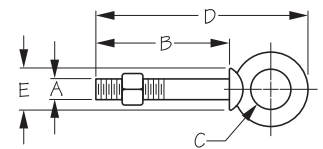
Bulk	Display	A	B	C	D	Wt.(lb.)	Std. Pack
080708	080708-1	8 mm-1.25 mm	4-3/8"	11/16"	2-7/8"	.12	10 ea
080710	080710-1	10 mm-1.50 mm	5-5/8"	13/16"	3-1/2"	.25	10 ea

Sea-Dog Eyebolts listed above have metric threads.



SHOULDER EYE BOLT

Forged Hot Dipped Galvanized



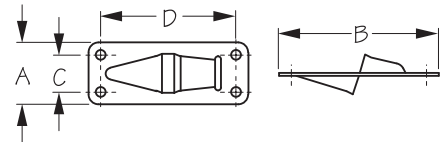
Bulk	Display	A	B	C	D	E	Wt.(lb.)	Std. Pack
080812	n/a	1/4"-20 NC	2"	1/2"	3-1/16"	9/16"	.06	10 ea
080814	n/a	1/4"-20 NC	3-15/16"	1/2"	4-15/16"	9/16"	.08	10 ea
080822	n/a	5/16"-18 NC	2-5/16"	9/16"	3-9/16"	5/8"	.11	10 ea
080824	n/a	5/16"-18 NC	4-1/4"	9/16"	5-1/2"	5/8"	.15	10 ea
080832	n/a	3/8"-16 NC	2-7/16"	11/16"	3-15/16"	11/16"	.18	10 ea
080834	n/a	3/8"-16 NC	4-1/2"	11/16"	6-1/16"	11/16"	.23	10 ea
080843	n/a	1/2"-13 NC	3-1/4"	15/16"	5-1/8"	1"	.40	10 ea
080846	n/a	1/2"-13 NC	5-7/8"	15/16"	7-13/16"	1"	.54	10 ea
080854	n/a	5/8"-11 NC	4-1/8"	1-1/4"	6-9/16"	1-1/4"	.80	10 ea
080856	n/a	5/8"-11 NC	6"	1-1/4"	8-5/16"	1-1/4"	.96	10 ea
080864	n/a	3/4"-10 NC	4-3/8"	1-7/16"	7-3/8"	1-1/2"	1.37	5 ea
080866	n/a	3/4"-10 NC	6-1/16"	1-7/16"	9"	1-1/2"	1.48	5 ea

Comparable to Wilcox® #2221 Series.



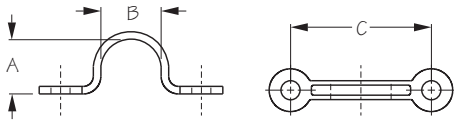
EXIT PLATE

Stamped 316 Stainless



Bulk	Display	A	B	C	D	Line Size	Style	Fastener	Wt.(lb.)	Std. Pack
081010	n/a	1-1/4"	3-1/4"	3/4"	2-3/4"	up to 1/2"	Curved	#10 RH	.06	10 ea
081011	n/a	1-1/4"	3-1/4"	3/4"	2-3/4"	up to 1/2"	Straight	#10 RH	.06	10 ea
081012	n/a	2"	4-5/8"	1-1/2"	3-5/8"	up to 3/4"	Straight	#10 RH	.16	10 ea
081013	n/a	2"	4-5/8"	1-1/2"	3-5/8"	up to 3/4"	Curved	#10 RH	.15	10 ea

Exit Plates are used to guide halyard from out of a mast or spar or from below deck and allow exterior adjustment of the halyard. Two sizes are available in both flat versions and curved versions for small masts or spars. The small exit plates have a stamped wear guard and the large exit plates have a welded stainless round bar wear guard.



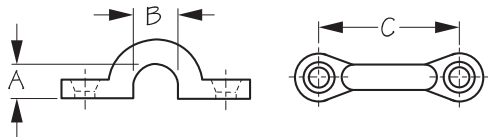
PAD EYE

Stamped 304 Stainless



Bulk	Display	A	B	C	Fastener	Wt.(lb.)	Std. Pack
081101	081101-1	1/2"	7/16"	1-1/8"	#8 RH	.01 / .04	10 ea / 10 sets
081102	081102-1	5/8"	9/16"	1-3/8"	#10 RH	.01 / .04	10 ea / 10 sets
081103	081103-1	3/4"	3/4"	1-3/4"	#10 RH	.03 / .06	10 ea / 10 pr
081104	n/a	1"	1-1/8"	2-1/2"	#10 RH	.03	10 ea

Note: Part numbers 081101-1 and 081102-1 are packed in sets of 4 each.

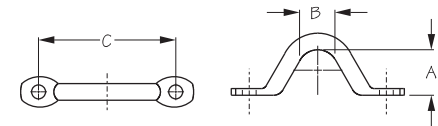


PAD EYE

Forged 304 Stainless



Bulk	Display	A	B	C	Fastener	Wt.(lb.)	Std. Pack
081200	081200-1	5/16"	3/8"	1-3/8"	#8 FH	.03 / .06	10 ea / 10 pr
081205	081205-1	3/8"	1/2"	1-5/8"	#10 FH	.05 / .10	10 ea / 10 pr

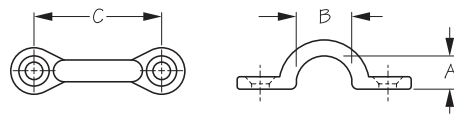


PAD EYE

Forged 304 Stainless



Bulk	Display	A	B	C	Fastener	Wt.(lb.)	Std. Pack
081210	081210-1	1/2"	7/16"	1-9/16"	#8 FH	.01 / .02	10 ea / 10 pr
081215	081215-1	5/8"	9/16"	1-13/16"	#10 FH	.02 / .04	10 ea / 10 pr
081220	081220-1	5/8"	1/2"	1-7/8"	1/4" FH	.05 / .10	10 ea / 10 pr



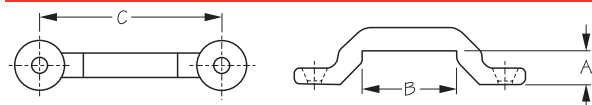
PAD EYE

Die Cast Zinc Chrome Plated



Bulk	Display	A	B	C	Fastener	Wt.(lb.)	Std. Pack
081242	081242-1	3/8"	1/2"	1-3/8"	#8 FH	.02 / .10	20 ea / 10 sets

Note: Part number 081242-1 are packed 5 each per set.



TIE DOWN EYE STRAP

Forged Bronze Wire Chrome Plated



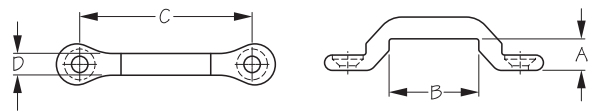
Bulk	Display	A	B	C	Fastener	Wt.(lb.)	Std. Pack
081251	081251-1	3/8"	1-1/16"	2-3/16"	#10 FH	.06 / .12	10 ea / 10 pr
081252	081252-1	3/8"	2"	3-1/8"	#10 FH	.07 / .14	10 ea / 10 pr

Tie Down Eye Straps can be used for a multiple of hold down applications. Available in two sizes, fitting 1" and 2" webbing, they are used commonly to hold down batteries, fuel tanks, ice chests, life rafts, dinghies, etc.



TIE DOWN EYE STRAP

Forged 304 Stainless

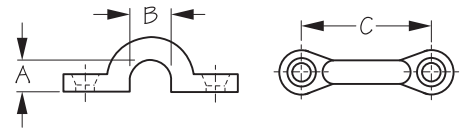


Bulk	Display	A	B	C	D	Fastener	Wt.(lb.)	Std. Pack
081261	081261-1	3/8"	1-1/16"	2-1/8"	1/4"	#10 FH	.06 / .12	10 ea / 10 pr
081262	081262-1	3/8"	2"	3-1/8"	1/4"	#10 FH	.07 / .14	10 ea / 10 pr



PAD EYE

Forged Bronze Wire

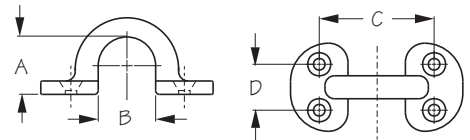


Bulk	Display	Finish	A	B	C	Fastener	Wt.(lb.)	Std. Pack
081270	081270-1	Bronze	5/16"	3/8"	1-3/8"	#10 FH	.04 / .08	10 ea / 10 pr
081271	081271-1	Bronze	3/8"	1/2"	1-3/4"	#10 FH	.06 / .12	10 ea / 10 pr
081275	081275-1	Chrome	5/16"	3/8"	1-3/8"	#10 FH	.04 / .08	10 ea / 10 pr
081276	081276-1	Chrome	3/8"	1/2"	1-3/4"	#10 FH	.06 / .12	10 ea / 10 pr



PAD EYE

Cast Brass

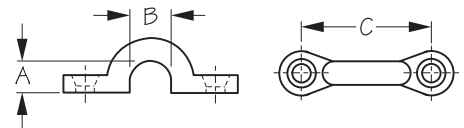


Bulk	Display	A	B	C	D	Fastener	Wt.(lb.)	Std. Pack
081280	081280-1	13/16"	3/4"	1-1/2"	5/8"	#8 FH	.11 / .22	10 ea / 10 pr



PAD EYE

Injection Molded Nylon



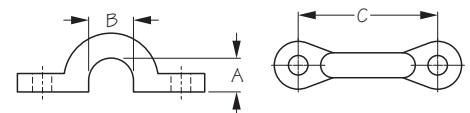
Bulk	Display	Color	A	B	C	Fastener	Wt.(lb.)	Std. Pack
081310	081310-1	Black	3/8"	1/2"	1-3/8"	#8 FH	.01 / .05	100 ea / 10 sets
081311	081311-1	White	3/8"	1/2"	1-3/8"	#8 FH	.01 / .05	100 ea / 10 sets
081314	n/a	Duck Brown	3/8"	1/2"	1-3/8"	#8 FH	.01	100 ea

Note: Part numbers 081310-1 and 081311-1 are packed 5 each per set. Available in custom colors on large volume orders.



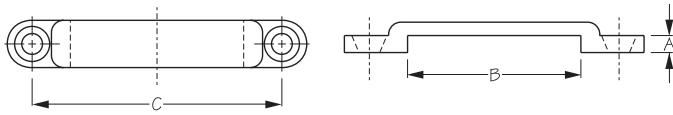
POP RIVET MOUNT PAD EYE

Injection Molded Nylon



Bulk	Display	A	B	C	Color	Fastener	Wt.(lb.)	Std. Pack
081350	n/a	3/8"	1/2"	1-3/8"	Black	3/16" Pop Rivet	.01	100 ea

The fastener pads are flat topped. They are not countersunk for a screw fastener.

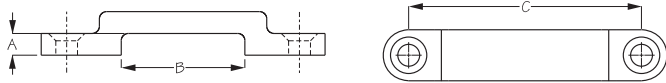


LARGE FOOTMANS LOOP

Injection Molded Nylon



Bulk	Display	Color	A	B	C	Fastener	Wt.(lb.)	Std. Pack
081370	n/a	Black	3/16"	1-5/8"	2-5/16"	#10 FH	.01	20 ea



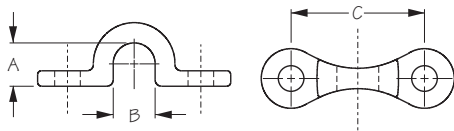
FOOTMANS LOOP

Injection Molded Nylon



Bulk	Display	Color	A	B	C	Fastener	Wt.(lb.)	Std. Pack
081380	081380-1	Black	3/16"	1"	2"	#10 FH	.01 / .02	1 ea / 10 pr
081381	081381-1	White	3/16"	1"	2"	#10 FH	.01 / .02	1 ea / 10 pr

Available in custom colors on large volume orders.



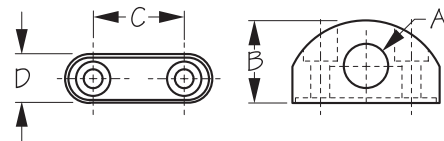
POP RIVET MOUNT PAD EYE

Investment Cast 316 Stainless



Bulk	Display	A	B	C	Wt.(lb.)	Std. Pack
081850	n/a	11/32"	11/32"	1-1/16"	.01	10 ea

Uses 3/16" pop rivet.



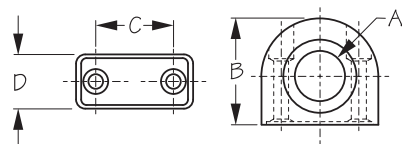
FAIRLEAD

Injection Molded Nylon



Bulk	Display	Color	A	B	C	D	Fastener	Wt.(lb.)	Std. Pack
082010	082010-1	Black	3/8"	3/4"	7/8"	7/16"	#8 RH	.01	10 ea
082051	082051-1	Black	9/16"	1-1/8"	1"	11/16"	#10 RH	.03	10 ea
082016	n/a	Black	5/8"	1-1/4"	1-3/8"	13/16"	#12 RH	.06	10 ea

All Sea-Dog Nylon Fairleads are designed with a molded-in recess in the base. This traps the sealant in place providing a more watertight seal. Sea-Dog Fairleads are ideal for control lines. They should be used in straight run applications and are not recommended for directional changes or to be used with wire rope. Available in custom colors on large volume orders.



FAIRLEAD

Injection Molded Nylon With Stainless Insert



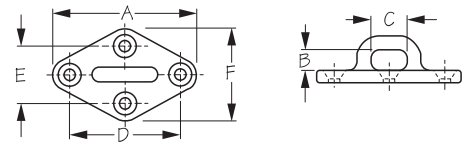
Bulk	Display	A	B	C	D	Fastener	Wt.(lb.)	Std. Pack
082615	n/a	11/16"	1-7/16"	1-1/16"	3/4"	#10 RH	.06	10 ea

The 082615 Sea-Dog Fairlead is designed with a molded-in recess in the base. This traps the sealant in place providing a more water tight fit. This fairlead has a stainless steel liner for superior wear performance. Used for control lines, the stainless insert allows some directional control as well as the use of wire rope rigging in straight run applications.



DIAMOND EYE PLATE

Investment Cast 316 Stainless

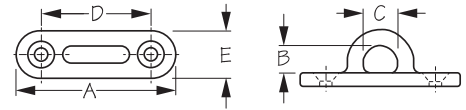


Bulk	Display	A	B	C	D	E	F	Fastener	Wt.(lb.)	Std. Pack
088621	n/a	3-1/8"	7/16"	3/4"	2-3/8"	1-1/4"	2"	1/4" FH	.30	10 ea
088622	n/a	3-1/2"	1/2"	7/8"	2-5/8"	1-3/8"	2-3/16"	1/4" FH	.40	10 ea
088623	n/a	3-15/16"	5/8"	1"	3-1/16"	1-9/16"	2-3/8"	1/4" FH	.50	10 ea



OBLONG EYE PLATE

Investment Cast 316 Stainless

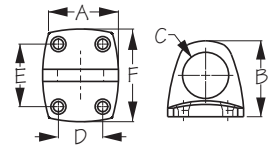


Bulk	Display	A	B	C	D	E	Fastener	Wt.(lb.)	Std. Pack
088721	n/a	3"	1/2"	5/8"	2-1/16"	7/8"	1/4" FH	.21	10 ea
088722	n/a	3-1/2"	5/8"	13/16"	2-9/16"	1-3/16"	5/16" FH	.32	10 ea
088723	n/a	4"	3/4"	7/8"	2-15/16"	1-3/8"	5/16" FH	.51	10 ea



TIE OFF EYE PLATE

Investment Cast 316 Stainless

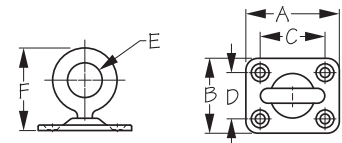


Bulk	Display	A	B	C	D	E	F	Wt.(lb.)	Std. Pack
088820	n/a	1"	15/16"	9/16"	n/a	3/4"	1-1/4"	.05	10 ea
088840	n/a	1-1/2"	1-1/2"	15/16"	7/8"	1-1/4"	1-13/16"	.18	10 ea



SWIVEL EYE PLATE

Stamped 304 Stainless



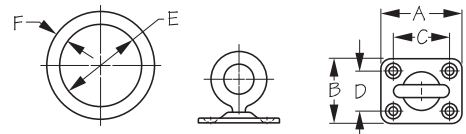
Bulk	Display	A	B	C	D	E	F	Fastener	Wt.(lb.)	Std. Pack
089503	n/a	2"	1-9/16"	1-3/8"	1"	3/4"	1-13/16"	#10 FH	.17	10 ea

The eye swivels 360 degrees on the base. Great for tying off light loads, fenders, etc. (Note: NOT to be used for overhead lifting)



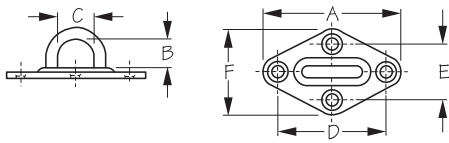
SWIVEL EYE PLATE WITH RING

Stamped 304 Stainless



Bulk	Display	A	B	C	D	E	F	Fastener	Wt.(lb.)	Std. Pack
089513	n/a	2"	1-9/16"	1-3/8"	1"	1-15/16"	5/16"	#10 FH	.32	10 ea

A ring is added to the Swivel Eye Plate to allow more tie down options. (Note: NOT to be used for overhead lifting.)

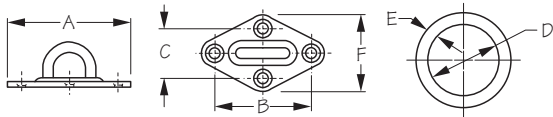


DIAMOND EYE PLATE

Stamped 304 Stainless



Bulk	Display	A	B	C	D	E	F	Fastener	Wt.(lb.)	Std. Pack
089601	089601-1	2-5/16"	1/2"	9/16"	1-13/16"	15/16"	1-7/16"	#8 FH	.08	10 ea
089602	089602-1	2-1/2"	5/8"	3/4"	2"	1-1/16"	1-9/16"	#8 FH	.10	10 ea
089603	089603-1	3-3/16"	7/8"	7/8"	2-9/16"	1-5/16"	1-15/16"	#10 FH	.18	10 ea

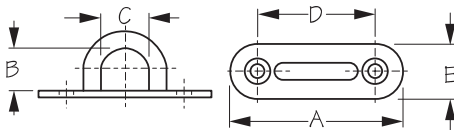


EYE PLATE WITH RING

Stamped 304 Stainless



Bulk	Display	A	B	C	D	E	F	Fastener	Wt.(lb.)	Std. Pack
089611	n/a	2-5/16"	1-13/16"	15/16"	1-3/16"	3/16"	1-7/16"	#8 FH	.12	10 ea
089612	n/a	2-1/2"	2"	1-1/16"	1-5/16"	1/4"	1-9/16"	#8 FH	.16	10 ea
089613	n/a	3-3/16"	2-9/16"	1-5/16"	1-3/4"	5/16"	1-15/16"	#10 FH	.32	10 ea

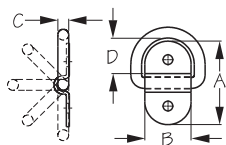


OBLONG EYE PLATE

Stamped 304 Stainless



Bulk	Display	A	B	C	D	E	Fastener	Wt.(lb.)	Std. Pack
089701	089701-1	2-1/8"	1/2"	5/8"	1-1/2"	5/8"	#10 FH	.03	10 ea
089702	089702-1	2-9/16"	5/8"	3/4"	1-13/16"	3/4"	#12 FH	.07	10 ea
089703	089703-1	3-3/16"	13/16"	7/8"	2-3/16"	15/16"	1/4" FH	.14	10 ea
089704	089704-1	3-15/16"	7/8"	7/8"	2-7/8"	1-1/4"	1/4" FH	.21	10 ea
089713	089713-1	Backing Plate for (089703)						.08	10 ea

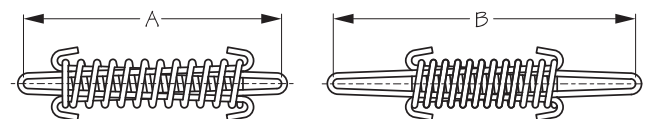


FOLDING D-RING

Stamped 304 Stainless



Bulk	Display	A	B	C	D	Fastener	Wt.(lb.)	Std. Pack
090125	090125-1	1-1/8"	1/2"	1/8"	7/16"	#8 RH	.01	10 ea
090145	090145-1	2"	1-1/4"	1/4"	1"	1/4" RH	.11	10 ea
090155	090155-1	2-5/8"	1-1/2"	5/16"	1-3/16"	1/4" RH	.23	10 ea



TILLER ROPE SPRING

Electro-galvanized Steel



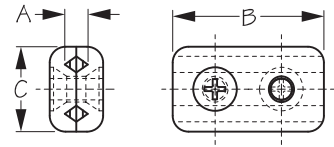
Bulk	Display	A (Normal Length)	B (Compressed Length)	Wt.(lb.)	Std. Pack
091814	091814-1	5"	6"	.32	10 ea / 10 pr
091815	091815-1	5-3/4"	7-3/4"	.46	10 ea / 10 pr

The steering cable boot, Sea-Dog part number 521700, can be used as a cover for the Tiller Rope Springs.



CABLE CLAMP

Die Cast Zinc Chrome Plated

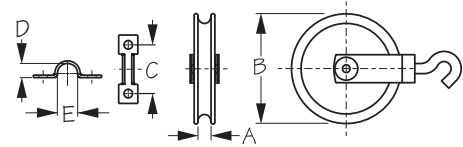


Bulk	Display	A (Cable Dia.)	B	C	Wt.(lb.)	Std. Pack
091852	091852-1	3/16"	1-3/16"	11/16"	.06 / .12	10 ea / 10 pr



TILLER ROPE PULLEY

Stamped 304 Stainless - Nylon Sheave



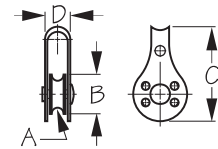
Bulk	Display	A (Wire Dia.)	B	C	D	E	Eye Strap	Fastener	Wt.(lb.)	Std. Pack
091930	091930-1	3/16"	2-7/16"	n/a	n/a	n/a	No	n/a	.13	10 ea
091934	091934-1	3/16"	2-7/16"	1-1/8"	3/8"	7/16"	Yes	#6 RH	.14	10 ea
091939	091939-1	Eye Strap only	n/a	1-1/8"	3/8"	7/16"	Yes	#6 RH	.01 / .04	10 ea / 10 sets

For part number 091939-1, one set contains 4 Eye Straps.



PULLEY

Stainless Steel with Plastic Sheave



Bulk	Display	A (Wire Dia.)	B	C	D	Sheave	Wt.(lb.)	Std. Pack
092100	092100-1	1/4"	1"	1-13/16"	1/2"	Plastic	.04	10 ea

**FROM STEM TO STERN,
WE'VE GOT YOU COVERED!**

**SEE AND BE SEEN
LOOK GREAT DOING IT**

MASTHEAD LIGHT LED

DOCKING LIGHT LED

NAVIGATION BOW LED

TRANSOM LIGHT LED

THESE NEW LOOK LED LIGHTS OFFER A COMPACT, HIGHLY STYLIZED DESIGN TO FIT EVERY APPLICATION

THESE NAVIGATION LIGHTS ARE USCG APPROVED FOR 2 NM

Call us toll-free (866)732-3641

Visit us at www.sea-dog.com